



# **PRAVARA INSTITUTE OF MEDICAL SCIENCES (PIMS)**

**Loni, Ahmednagar, Maharashtra**

**- Publication Analysis Report -**

*(Jan 2016-Aug 2022)*

**[Revised]**

22 Sep 2022

**PRAVARA INSTITUTE OF MEDICAL SCIENCES (PIMS)**

(Estd. u/s 3 of the UGC Act. 1956)

Loni, Ahmednagar, Maharashtra.



## TABLE OF CONTENTS

EXECUTIVE SUMMARY .....	4
1. Publication and Citation Trend Analysis .....	8
1.1 Journal Publications and Journals across Databases .....	8
1.2 Journal Publications across Years .....	9
1.3 Journals across Years .....	9
1.4 Databases spread across Years .....	10
1.5 Citation Trend Analysis across Years .....	11
2. Indexing Analysis - Journal Publications (SCOPUS, WOS, PUBMED& GS).....	13
2.1 Comparative Studies on Indexed Database.....	13
Summary of Publication Trends in Indexed Databases.....	14
2.2 Total Publications Vs Indexed Publications Trend (JAN 2016 - AUG 2022) .....	15
2.3 Percentage of Indexed Publications (JAN 2016 - AUG 2022) .....	15
2.4 Percentage of Non-Indexed Publications (JAN 2016 - AUG 2022) .....	16
2.5 Ratio of Indexed Vs Non-Indexed Publications (JAN 2016 - AUG 2022).....	16
3. Department Analysis (JAN 2016- AUG 2022).....	18
3.1 Journal Publications by Department .....	18
3.2 Number of Journal Publications by Department (Across Databases) .....	19
4. Institutional Analysis (JAN 2016- AUG 2022) .....	22
4.1 Overall - PIMS University .....	22
4.2 Rural Medical College - Department Spread .....	23
4.3 Rural Dental College - Department Spread .....	24
4.4 Dr. A.P.J. Abdul Kalam College of Physiotherapy - Department Spread .....	25
4.5 Other Colleges .....	25
5. Published Journals (JAN 2016-AUG 2022) .....	27
5.1 Leading Journals in Journal Publications .....	27
5.2 Average Impact Factor - IF (JAN 2016- AUG 2022).....	28
5.3 Scopus Journals Quality Metrics.....	28
5.3.1 Leading Journals by SNIP (Scopus) .....	28
5.3.2 Leading Journals by SJR (Scopus) .....	30
5.4 WOS Journals Quality Metrics .....	31
5.4.1 Leading Journals by Impact Factor IF (WOS).....	31



5.4.2 Leading Journals by Immediacy Index (WOS) .....	32
5.4.3 Leading Journals by Cited Half-Life (WOS) .....	33
6. Publication Analysis - International Vs National .....	36
6.1 International Vs National in Journal Publications.....	36
6.2 International Vs National in Journals.....	36
6.3 International Vs National Journal Publications across Years.....	37
6.4 International Vs National Journals across Years.....	37
7. h-index Analysis .....	39
7.1 University h-index (Scopus) .....	40
7.2 University h-index (WOS) .....	41
7.3 University h-index (Google Scholar) .....	42
7.4 Scopus h-index: Individual Faculty-wise - Assessment period (JAN 2016 - AUG 2022).....	43
8. Factor Index .....	48
8.1 Publication Summary (JAN 2016 - AUG 2022).....	48
8.2 Research Focus-Publication – Scopus/PubMed Indexed (JAN 2016 – AUG 2022).....	48
8.3 Year Wise Research Focus-Publications with Impact Factor (JAN 2016 – AUG 2022) .....	49
9. Combined Metric .....	51
9.1 Combined Metric for Publications (PU) - [2.a] .....	51
9.2 Combined Metric for Citations (CI) - [2.b] .....	52
10. Top 30 Publications.....	55
11. Cumulative Impact Factor (CIF) & Citation Index (CI) - Individual (JAN 2016 – AUG 2022).....	60
11.1 Cumulative Impact Factor (CIF) - Individual (JAN 2016 – AUG 2022).....	60
11.2 Overall Citation Index (CI) - Individual (JAN 2016 – AUG 2022) .....	61
11.3 Number of papers of individual faculty with first authorship position (JAN 2016 – AUG 2022) ...	63
11.4 Five best Publications with Impact Factor for each Faculty (JAN 2016 – AUG 2022) .....	65
Annexure.....	67
Glossary of Terminologies.....	67



## EXECUTIVE SUMMARY

This report summarizes the research activity in terms of Journal publications by Pravara Institute of Medical Sciences (PIMS) University for the year Jan 2016 to Aug 2022 is presented. The report analyzes the research Journal publications of PIMS as listed in the below leading databases.



Publication analysis on PIMS Journal publications, aims to identify the value of PIMS by representing the following:

- PUBLICATION TREND ANALYSIS
- CITATION TREND ANALYSIS
- SOURCE-NORMALIZED IMPACT PER PAPER (SNIP)
- SCIMAGO JOURNAL (SJR)
- IMPACT FACTOR (IF)
- IMMEDIACY INDEX (II)
- CITED HALF LIFE (CHL)
- H-INDEX (h-I)
- FACTOR INDEX
- COMBINED METRIC
- UGC ANALYSIS

This analysis is followed up with a detailed listing of all Pravara Institute of Medical Sciences (PIMS) university Journal publications for the given period (Jan 2016 – Aug 2022)

The annexure gives a glossary of terminologies used and a list of acronyms used in this report.



The following processes are adopted for this 'Publication Analysis' for identifying the publications (Journal publications) affiliated to PIMS University:

#### **A. DATA CLEANING FROM THE GIVEN INPUT**

- The given list of Journal publications from PIMS University are referred as "INPUT PUBLICATIONS"
- Mark the segregated publications as International and National publications
- Missing information in bibliographic details of the given input publications are identified from the available open source information
- The given publications from PIMS university are cleaned with the above discussed process and are presented separately in a excel spreadsheet which is referred as "INPUT PUBLICATIONS"

#### **B. DATA EXTRACTION FROM INDEXED DATABASES (SCOPUS, WOS, PUBMED, & SCHOLAR)**

- The search strategies are formulated to cover all the keywords referring to the given affiliated college names and executed in the indexed databases such as SCOPUS, WOS, PUBMED and GOOGLE SCHOLAR.
- The publications resulted from each indexed databases are verified for correct affiliation (PIMS in this case) and consolidate all the publications in excel spreadsheet
- The duplicates are removed from the consolidated excel spreadsheet (i.e. as one publication can be indexed in more than one database, more than one publications will be there in the consolidated excel spreadsheet. Hence, these duplicates have to be removed)



### **C. MAPPING PUBLICATIONS ACROSS INDEXED DATABASES**

- During the process of removing the duplicates, map the publications with corresponding indexed databases (i.e. from which indexed database the publication is identified. As one publication can be published in many indexed database, more than one indexed databases can be mapped for single publication)
- The duplicate removed and mapped publications are presented separately in a excel spreadsheet which is referred as “INDEXED PUBLICATIONS”

### **D. CONSOLIDATING INDEXED PUBLICATIONS WITH GIVEN INPUT**

- The “INDEXED PUBLICATIONS” spreadsheet and “INPUT PUBLICATIONS” spreadsheet are combined/ consolidated, duplicate removed and map the Input publications with Indexed publications.
- Once the mapping process is completed, the publications that are not mapped with the indexed publications are marked as “NON-INDEXED PUBLICATIONS”

### **E. DATA ANALYTICS, STATISTICAL ANALYSIS & CHARTS**

- Appropriate data analytics are conducted for both indexed and non-indexed publications and representing the statistical data in charts and tables
- The data analytics includes publication spread across years/database, journal spread across years/database, citation trend analysis, indexed publication analysis, percentage/ratio analysis, journal quality metrics, department analysis, institutional analysis and the like
- Calculating the h-index for the publications indexed in Scopus, Web-Of-Science (WOS) and Google Scholar databases

### **F. REPORT**

- The deliverable includes the analysis discussed above (in step E) and presented in the report (preferably in MS Word.docx) in the form of charts and tables
- A list of all publications affiliated to PIMS University with bibliographic details are presented in a report (preferably in MS Excel.xlsx)



# SECTION 1

---

## JOURNAL PUBLICATION TREND ANALYSIS

*(JAN 2016 - AUG 2022)*



# 1. Publication and Citation Trend Analysis

## 1.1 Journal Publications and Journals across Databases

The table below represents number of Journal Publications in each database.

Total No. of Publications (Jan 2016-Aug 2022)	1,655
Total No. of Journals (Jan 2016-Aug 2022)	486

Description	No of Journal Publications (Jan 2016-Aug 2022)
Input	1,050
Scopus	288
WOS	142
PUBMED	161
Google Scholar	1,064

The table below represents number of unique Journals in each database.

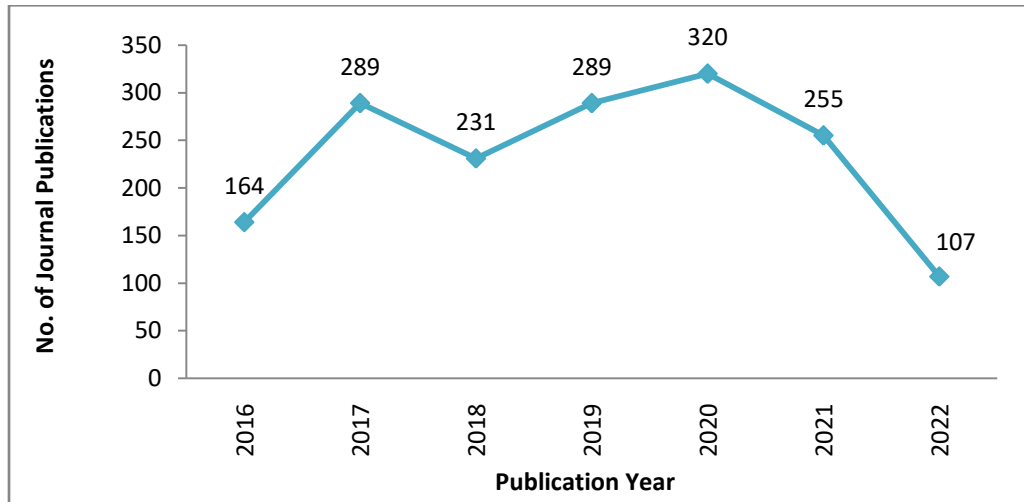
Description	No of Journals (Jan 2016-Aug 2022)
Input	327
Scopus	115
WOS	83
PUBMED	90
Google Scholar	376





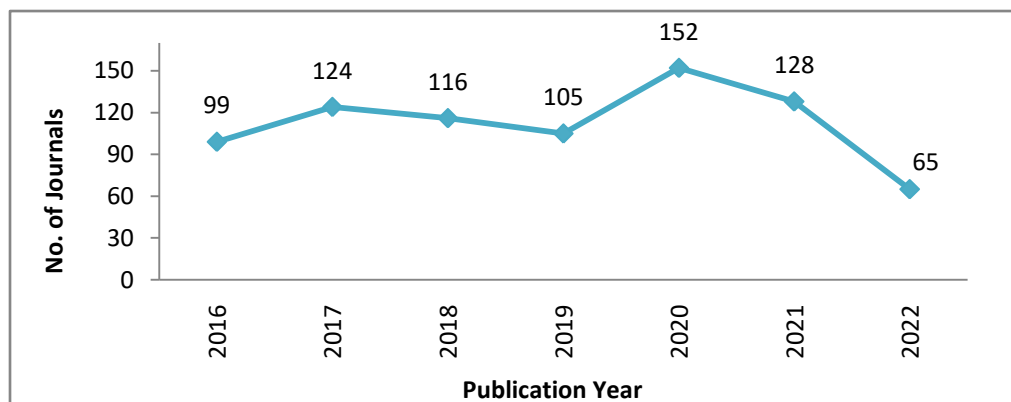
## 1.2 Journal Publications across Years

The chart below represents number of Journal Publications in each year (Jan 2016-Aug 2022)



## 1.3 Journals across Years

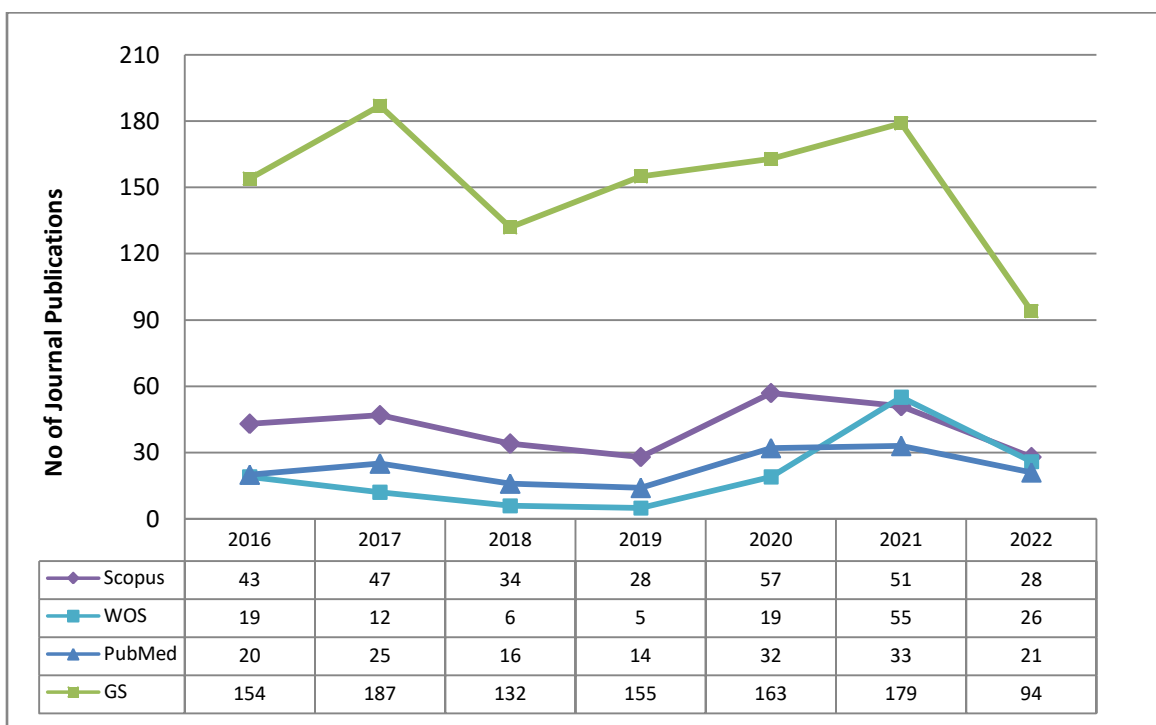
The chart below represents number of Journals in each year (Jan 2016-Aug 2022)





## 1.4 Databases spread across Years

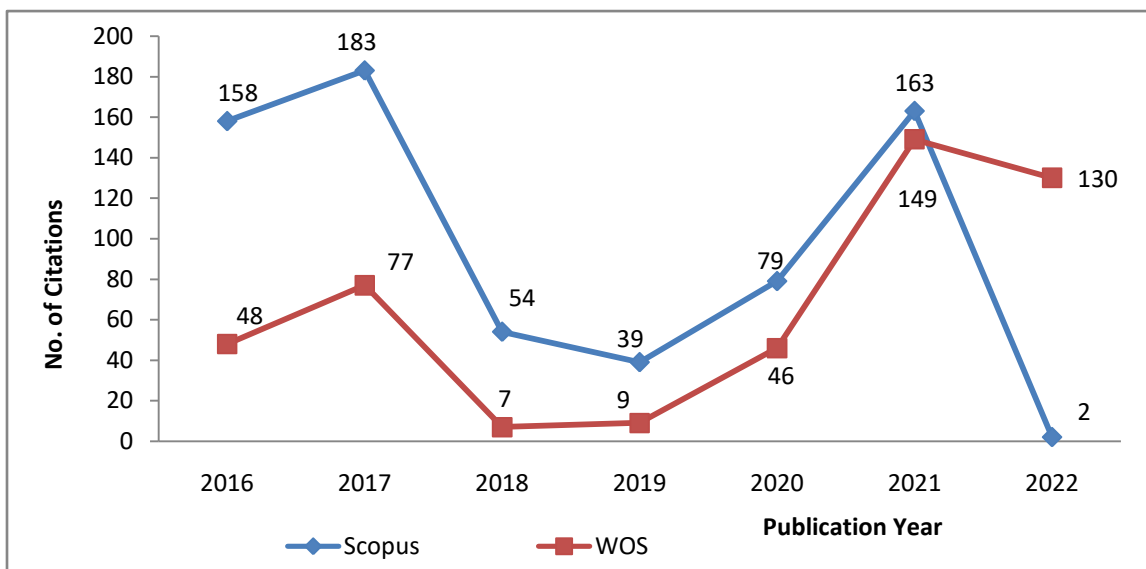
The figure below depicts the Journal publication trend of articles in each of the databases across the years (Jan 2016-Aug 2022).



## 1.5 Citation Trend Analysis across Years

The trend line below shows the number of citations received by PIMS Journal publications across the years in Scopus and WOS databases.

The chart below represents number of Citations in each year (Jan 2016-Aug 2022)



**Note:** Here, we have considered citations of Jan 2016-Aug 2022 publications for the above analysis.



# SECTION 2

---

## INDEXING ANALYSIS

*(Jan 2016-Aug 2022)*



## 2. Indexing Analysis - Journal Publications (SCOPUS, WOS, PUBMED & GS)

### 2.1 Comparative Studies on Indexed Database

The number of publications compared across leading database shows the weight-age of publications affiliated to Pravara Institute of Medical Sciences (PIMS).

*Number of publications that are tagged in any one database*

ANY ONE INDEXED DATABASE	
DATABASE	Jan 2016-Aug 2022 (No. of Publications)
SCOPUS	288
WEB OF SCIENCE (WOS)	142
PUBMED	161
GOOGLE SCHOLAR (GS)	1,064

*Number of publications that are tagged in any two databases*

ANY TWO INDEXED DATABASE	
DATABASE	Jan 2016-Aug 2022 (No. of Publications)
SCOPUS + WOS	70
SCOPUS + PUBMED	113
SCOPUS + GS	257
WOS + PUBMED	63
WOS + GS	125
PUBMED + GS	153

*Number of publications that are tagged in any three databases*

ANY THREE INDEXED DATABASE	
DATABASE	Jan 2016-Aug 2022 (No. of Publications)
SCOPUS + WOS + PUBMED	57
SCOPUS + WOS + GS	69



ANY THREE INDEXED DATABASE	
DATABASE	Jan 2016-Aug 2022 (No. of Publications)
SCOPUS + PUBMED + GS	113
WOS + PUBMED + GS	62

*Number of publications that are tagged in all four databases*

ALL FOUR INDEXED DATABASE	
DATABASE	Jan 2016-Aug 2022 (No. of Publications)
SCOPUS + WOS + PUBMED + GS	57

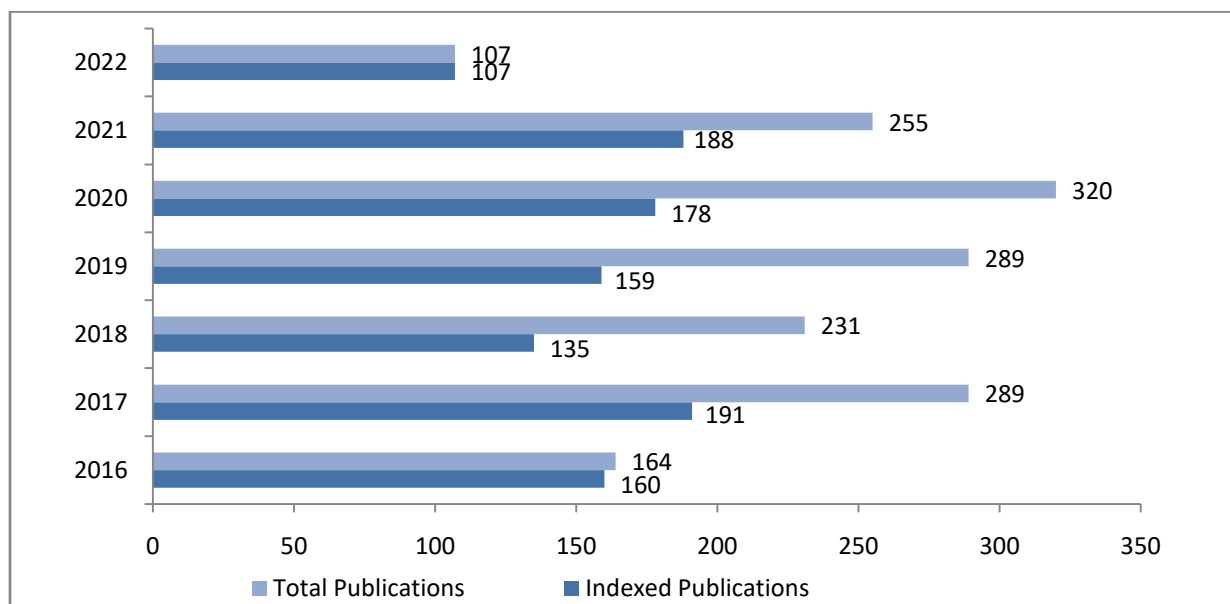
### Summary of Publication Trends in Indexed Databases

PIMS University Publications Trend for Indexed Databases	
Published in Any One Indexed Databases	1,118
Published in Any Two Indexed Databases	350
Published in Any Three Indexed Databases	130
Published in all Four Indexed Databases	57



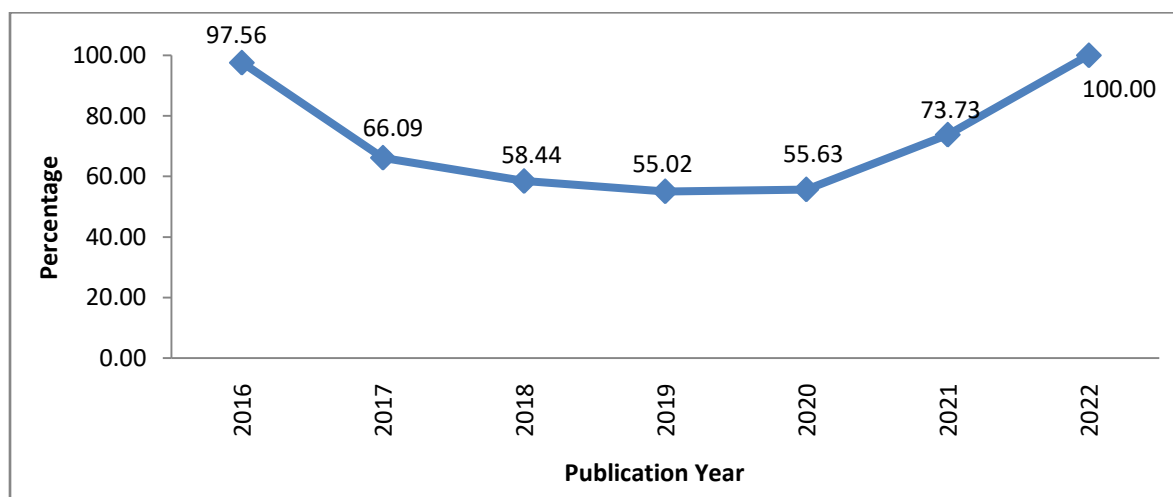
## 2.2 Total Publications Vs Indexed Publications Trend (JAN 2016 - AUG 2022)

Indexed Publications are Publications identified by at least any one of the following database like Scopus, WOS, PUBMED and Google Scholar. The graphical representation below shows the year wise distribution of indexed publications out of the total publication of Pravara Institute of Medical Sciences (PIMS).



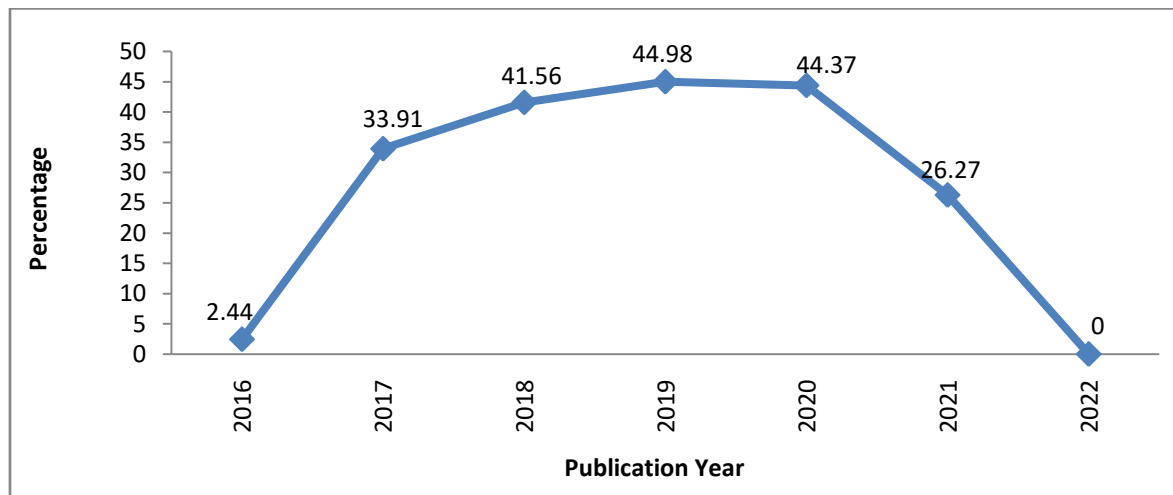
## 2.3 Percentage of Indexed Publications (JAN 2016 - AUG 2022)

The trend lines shows percentage of the indexed Journal publications.



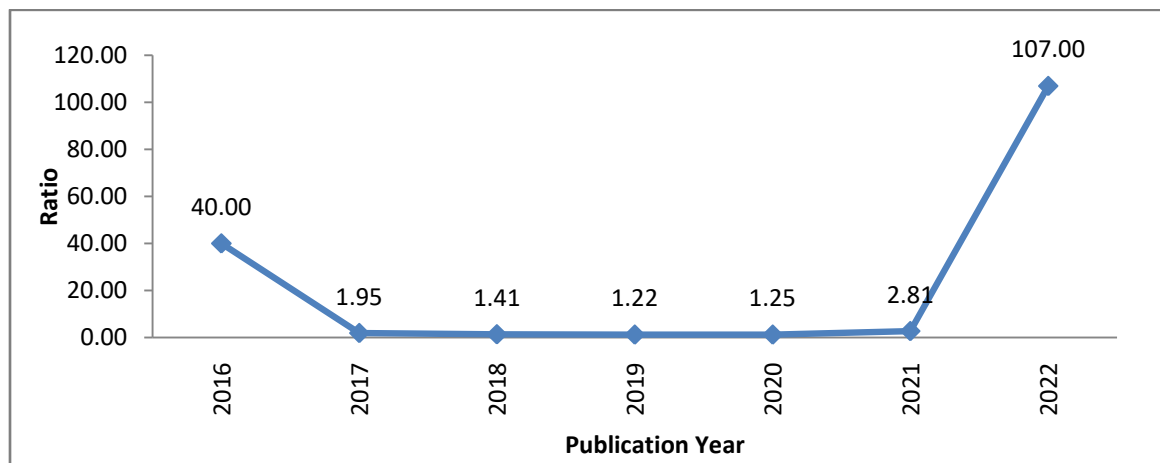
## 2.4 Percentage of Non-Indexed Publications (JAN 2016 - AUG 2022)

The trend lines shows percentage of the non-indexed Journal publications.



## 2.5 Ratio of Indexed Vs Non-Indexed Publications (JAN 2016 - AUG 2022)

The trend lines shows ratio of the indexed and non-indexed Journal publications.







# SECTION 3

---

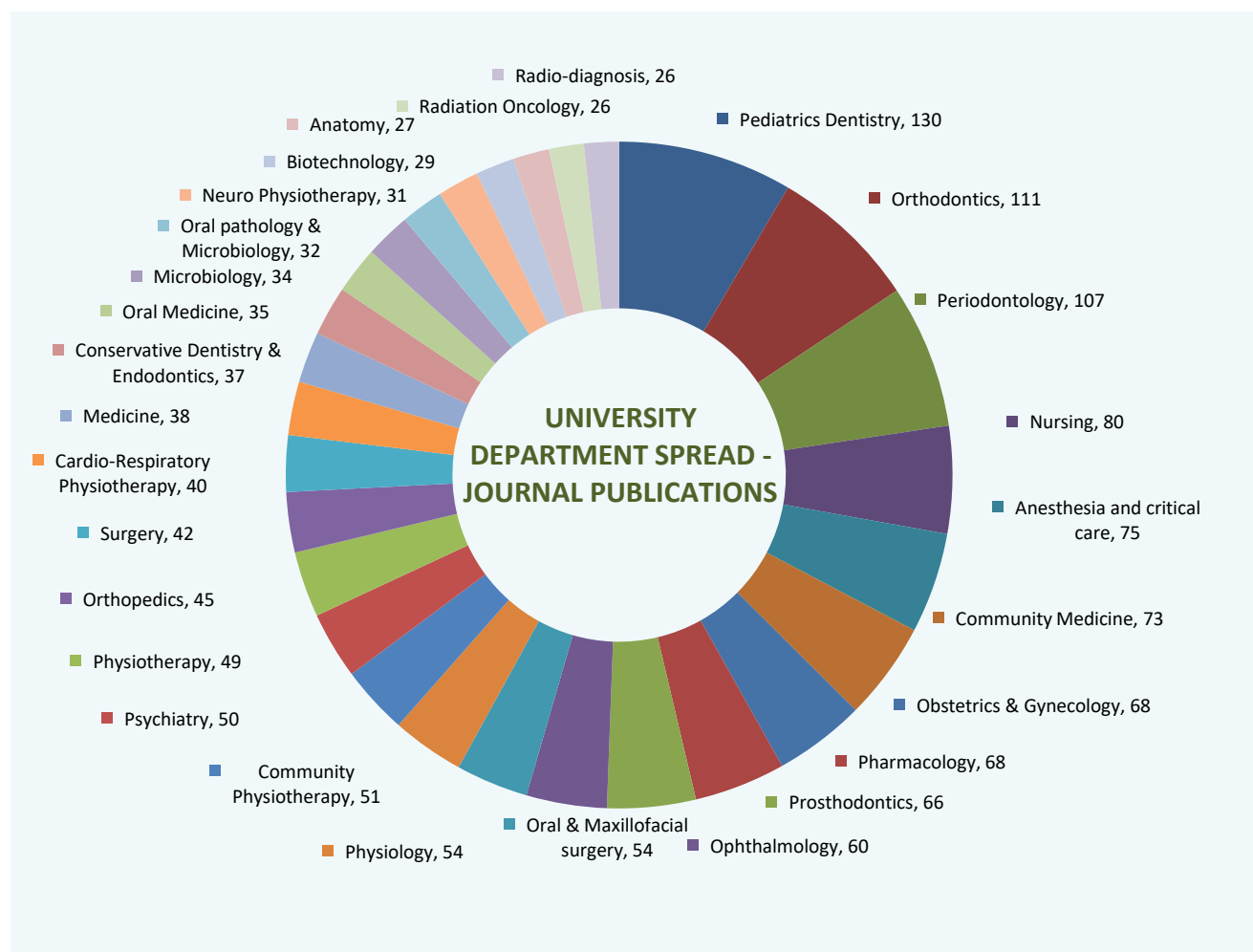
DEPARTMENT ANALYSIS

*(Jan 2016-Aug 2022)*

### 3. Department Analysis (JAN 2016- AUG 2022)

#### 3.1 Journal Publications by Department

The department with 25 or more than 25 number of Journal publications are considered as top departments and the other departments with less than 25 publications are grouped in other departments.





All the other departments having less than 25 publications along with their number of Journal publications across databases for the year Jan 2016-Aug 2022 are presented below.

Other Departments	No. of Publications
Orthopedic Physiotherapy	21
Pathology	19
Pediatric Physiotherapy	19
Forensic Medicine & Toxicology	15
Biochemistry	11
ENT	9
Medical Surgical Nursing	9
Public Health Dentistry	5
Dermatology	3
Mental Health Nursing	3
Community Health Nursing	1
Psychiatric Nursing	1
Sports	1

### 3.2 Number of Journal Publications by Department (Across Databases)

Numbers of Journal publications by department (in Alphabetical order) across databases are listed here.

Number of Publications by Department (Across Databases)						
S. No	Department	Number of Journal Publications				
		Input	Scopus	WOS	PubMed	GS
1	Anatomy	21	7	1	3	16
2	Anesthesia and critical care	53	13	6	7	44
3	Biochemistry	8	0	2	1	5
4	Biotechnology	13	7	5	4	23
5	Cardio-Respiratory Physiotherapy	38	0	0	0	16
6	Community Health Nursing	1	0	0	0	0
7	Community Medicine	41	14	6	10	50
8	Community Physiotherapy	46	1	0	0	24
9	Conservative Dentistry & Endodontics	18	15	0	6	26
10	Dermatology	2	0	0	0	1
11	ENT	7	0	0	0	5
12	Forensic Medicine & Toxicology	8	8	2	3	13
13	Medical Surgical Nursing	8	0	0	1	4
14	Medicine	17	1	5	3	28
15	Mental Health Nursing	2	0	0	0	3
16	Microbiology	19	6	2	5	21
17	Neuro Physiotherapy	23	0	0	0	14
18	Nursing	58	3	3	2	49
19	Obstetrics & Gynecology	49	6	2	2	40



Number of Publications by Department (Across Databases)						
S. No	Department	Number of Journal Publications				
		Input	Scopus	WOS	PubMed	GS
20	Ophthalmology	38	5	2	2	37
21	Oral & Maxillofacial surgery	36	16	12	12	43
22	Oral Medicine	24	16	6	7	28
23	Oral pathology & Microbiology	21	15	4	13	26
24	Orthodontics	82	10	5	3	54
25	Orthopedic Physiotherapy	15	0	0	0	8
26	Orthopedics	21	2	3	4	37
27	Pathology	11	1	3	0	14
28	Pediatric Physiotherapy	17	0	0	0	11
29	Pediatrics Dentistry	85	29	18	17	76
30	Periodontology	56	28	15	9	69
31	Pharmacology	53	9	3	2	42
32	Physiology	34	8	4	7	33
33	Physiotherapy	11	4	3	3	46
34	Prosthodontics	33	23	9	6	50
35	Psychiatric Nursing	0	0	0	0	1
36	Psychiatry	16	26	20	25	43
37	Public Health Dentistry	1	2	0	0	3
38	Radiation Oncology	13	10	1	3	19
39	Radio-diagnosis	19	2	0	0	14
40	Sports	0	0	0	0	1
41	Surgery	32	1	0	1	27



# SECTION 4

---

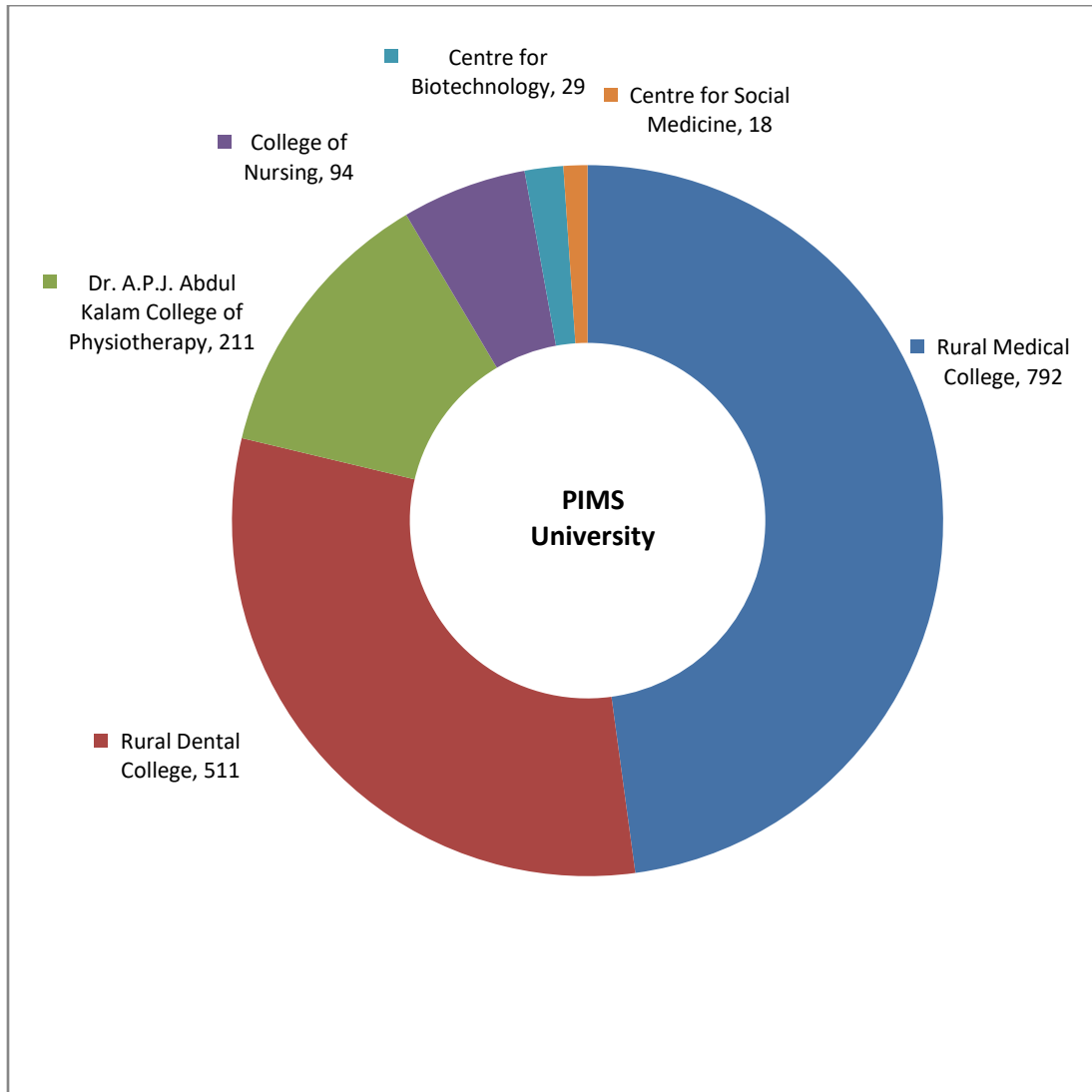
## INSTITUTIONAL ANALYSIS

*(Jan 2016-Aug 2022)*

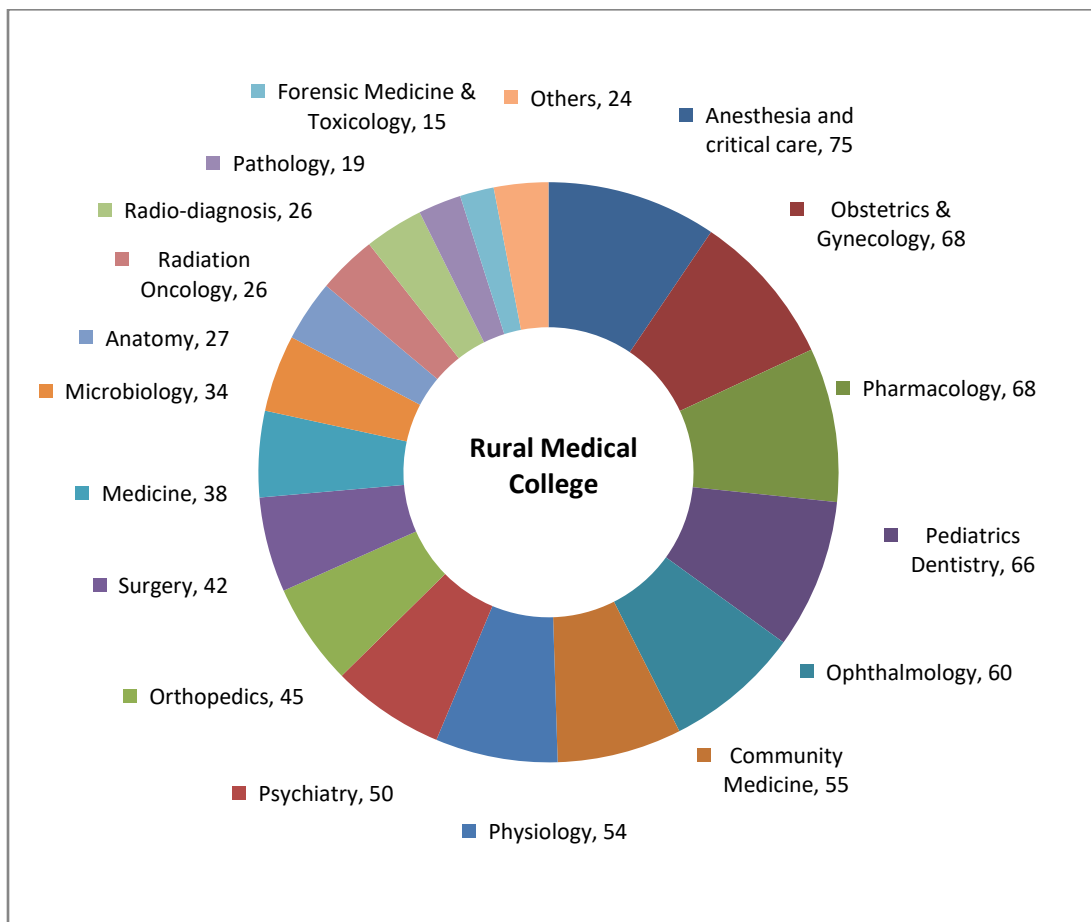


## 4. Institutional Analysis (JAN 2016- AUG 2022)

### 4.1 Overall - PIMS University

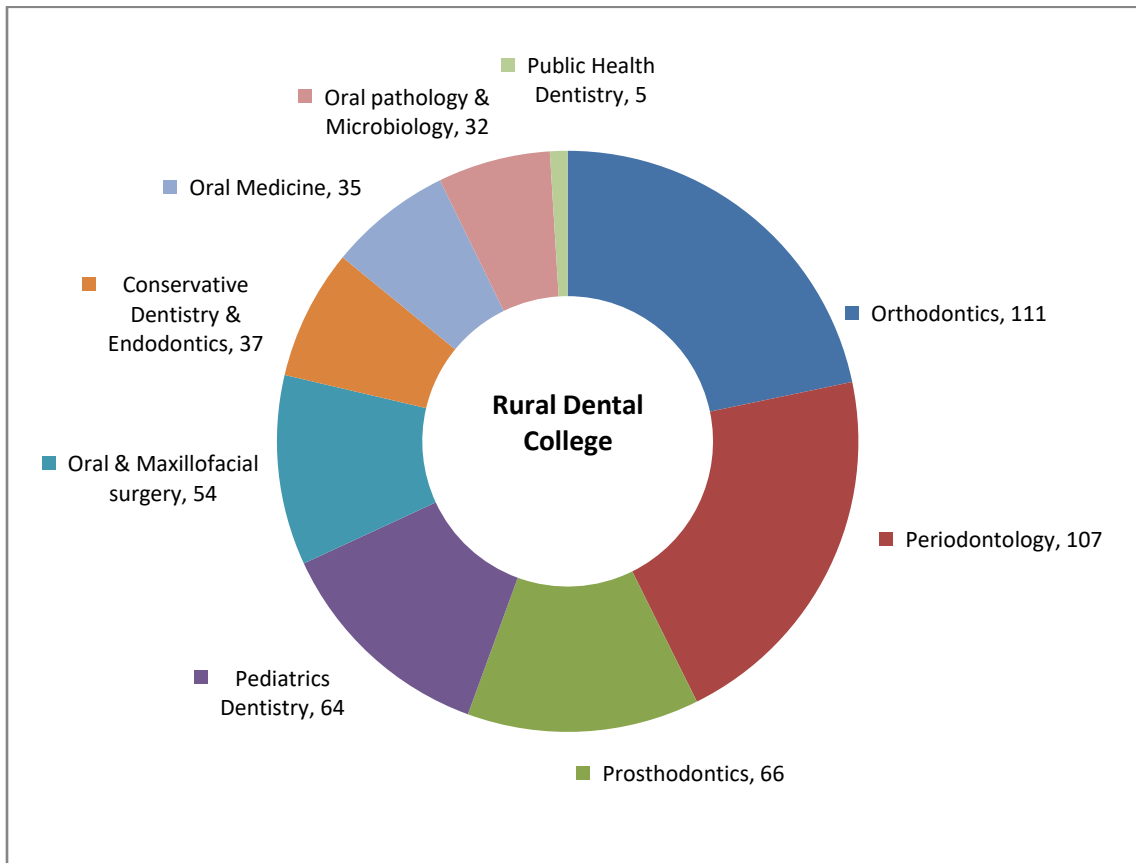


## 4.2 Rural Medical College - Department Spread



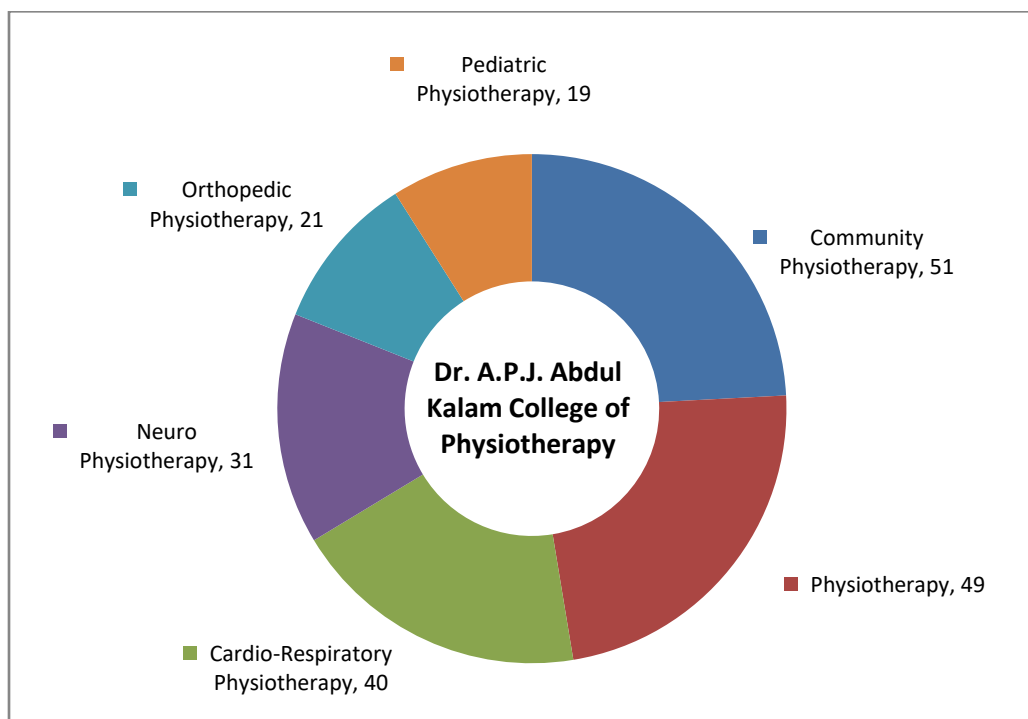
S. No.	Other Departments	No. of Publications
1	Biochemistry	11
2	ENT	9
3	Dermatology	3
4	Sports	1

### 4.3 Rural Dental College - Department Spread





#### 4.4 Dr. A.P.J. Abdul Kalam College of Physiotherapy - Department Spread



#### 4.5 Other Colleges

S. No.	College Name	Department	No. of Publications
1	Centre for Social Medicine	CSM	18
2	College of Nursing	Nursing	80
		Medical Surgical Nursing	9
		Mental Health Nursing	3
		Community Health Nursing	1
		Psychiatric Nursing	1
3	Centre for Biotechnology	Biotechnology	29

**Note:**

The department spread is not presented for the above 'three' constituent institutions.



# SECTION 5

---

## JOURNALS QUALITY METRICS

*(JAN 2016 - AUG 2022)*



## 5. Published Journals (JAN 2016-AUG 2022)

### 5.1 Leading Journals in Journal Publications

Journal with 10 and more numbers of publications are considered as leading journals and presented below.

Leading Journals in Journal Publications		
S. No	Journal Name	No. of Journal Publications
1	Pravara Medical Review	220
2	Indian Journal of Basic and Applied Medical Research	145
3	Journal of Clinical and Diagnostic Research	52
4	Journal of Contemporary Dental Practice	50
5	International Journal of Scientific Research	47
6	International Journal of Health Sciences and Research	45
7	Annals of the Romanian Society for Cell Biology	43
8	International Journal of Dental Science and Innovative Research	42
9	International Journal of Orthopaedics Sciences	36
10	International Journal of Clinical and Biomedical Research	34
11	International Journal of Multidisciplinary Research and Development	30
12	International Journal of Reproduction, Contraception, Obstetrics and Gynecology	30
13	BMJ Case Reports	29
14	International journal of Health care and biomedical Research	29
15	Journal of Cancer Research and Therapeutics	29
16	Journal of Evolution of Medical and Dental Sciences	29
17	International Journal of Applied Dental Sciences	24
18	Medico Research Chronicles	24
19	Anaesthesia, Pain and Intensive Care	22
20	Applied Physiology and Anatomy Digest	22
21	International Journal of Nursing Education and Research	22
22	Journal of Indian Academy of Oral Medicine and Radiology	22
23	Journal of International Society of Preventive and Community Dentistry	22
24	Indian Journal of Public Health Research & Development	20
25	Journal of Medical Science And clinical Research	20



Leading Journals in Journal Publications		
S. No	Journal Name	No. of Journal Publications
26	Saudi Journal of Anaesthesia	20

A complete list of Journal publications across databases are presented separately in a spreadsheet (File Name: 'No of Publications by Journal (Jan 2016-Aug 2022).xlsx')

## 5.2 Average Impact Factor - IF (JAN 2016- AUG 2022)

Constituent Colleges (Institution-wise)	No. of Publications	Average Impact Factor
Rural Medical College	792	2.85
Rural Dental College	511	1.89
Dr. A.P.J. Abdul Kalam College of Physiotherapy	211	4.08
College of Nursing	94	3.48
Centre for Biotechnology	29	1.98
Centre for Social Medicine	18	2.44

**PIMS University in total average Impact factor is 2.79.**

## 5.3 Scopus Journals Quality Metrics

The premier journals listed in the table shows the worthiness of the Journal publications in PIMS University, where the journal rankings are based on the parameters in Scopus database.

### 5.3.1 Leading Journals by SNIP (Scopus)

Journal Title	Year	SNIP
The Lancet Psychiatry	2022	12.624
The Lancet Global Health	2022	11.557
Scientific Reports	2022	1.389
Digital Health	2022	1.387
Neurourology and Urodynamics	2022	1.379
Wellcome Open Research	2022	1.273
BMJ Open	2022	1.129
The Lancet Psychiatry	2021	6.635
BMJ Global Health	2021	2.456
EClinicalMedicine	2021	1.564
Administration and Policy in Mental Health and Mental Health Services Research	2021	1.521



Journal Title	Year	SNIP
National Journal of Maxillofacial Surgery	2021	1.509
Acta Obstetricia et Gynecologica Scandinavica	2021	1.471
Scientific Reports	2021	1.365
Journal of International Society of Preventive and Community Dentistry	2021	1.208
Physiotherapy Theory and Practice	2021	1.127
Dental Press Journal of Orthodontics	2021	0.944
The Lancet Psychiatry	2020	6.635
Social Science and Medicine	2020	2.097
Social Psychiatry and Psychiatric Epidemiology	2020	1.849
Journal of Oral Biology and Craniofacial Research	2020	1.317
BMC Health Services Research	2020	1.230
Journal of International Society of Preventive and Community Dentistry	2020	1.208
Frontiers in Psychiatry	2020	1.137
Asian Journal of Psychiatry	2020	1.022
International Journal of Preventive and Clinical Dental Research	2020	1.016
Asia Pacific Viewpoint	2020	0.983
Journal of Conservative Dentistry	2020	0.92
Journal of Clinical and Diagnostic Research	2020	0.909
Asian Journal of Urology	2019	1.074
Indian Journal of Community Medicine	2019	0.86
Journal of Pharmacy and Bioallied Sciences	2019	0.846
Indian Journal of Dental Research	2019	0.82
Drug safety	2018	1.559
Journal of Oral Biology and Craniofacial Research	2018	1.317
Journal of Indian Academy of Oral Medicine and Radiology	2018	1.136
International Journal of Gynecology and Obstetrics	2018	0.997
Journal of Clinical and Diagnostic Research	2018	0.909
Journal of Indian Academy of Oral Medicine and Radiology	2017	1.136
Stem Cells International	2017	0.926
Cardiology Research and Practice	2016	1.487
Interdisciplinary Perspectives on Infectious Diseases	2016	1.186
Journal of Conservative Dentistry	2016	1.146
Journal of Forensic and Legal Medicine	2016	1.142
Chemico-Biological Interactions	2016	1.074
Journal of Indian Academy of Forensic Medicine	2016	0.958



### 5.3.2 Leading Journals by SJR (Scopus)

Journal Title	Year	SJR
The Lancet Psychiatry	2022	8.932
The Lancet Global Health	2022	8.845
Wellcome Open Research	2022	1.777
Neurourology and Urodynamics	2022	1.288
BMJ Open	2022	1.107
Scientific Reports	2022	1.005
Digital Health	2022	0.836
The Lancet Psychiatry	2021	6.967
BMJ Global Health	2021	2.263
Administration and Policy in Mental Health and Mental Health Services Research	2021	1.411
Scientific Reports	2021	1.341
Acta Obstetrica et Gynecologica Scandinavica	2021	1.254
EClinicalMedicine	2021	1.026
National Journal of Maxillofacial Surgery	2021	1.02
Physiotherapy Theory and Practice	2021	0.601
Dental Press Journal of Orthodontics	2021	0.517
Journal of aging and physical activity	2021	0.506
Indian journal of public health	2021	0.47
BMJ Health & Care Informatics	2021	0.435
The Lancet Psychiatry	2021	6.967
BMJ Global Health	2021	2.263
The Lancet Psychiatry	2020	6.967
Social Science and Medicine	2020	1.944
Social Psychiatry and Psychiatric Epidemiology	2020	1.775
Frontiers in Psychiatry	2020	1.229
BMC Health Services Research	2020	0.995
Asian Journal of Psychiatry	2020	0.736
Asia Pacific Viewpoint	2020	0.644
Journal of Oral Biology and Craniofacial Research	2020	0.444
Journal of Conservative Dentistry	2020	0.402
Journal of Cancer Research and Therapeutics	2019	0.42
Indian Journal of Community Medicine	2019	0.388
Annals of Indian Academy of Neurology	2019	0.383
Contemporary Clinical Dentistry	2019	0.324
Journal of Pharmacy and Bioallied Sciences	2019	0.323
Journal of Contemporary Dental Practice	2019	0.311



Journal Title	Year	SJR
Journal of Contemporary Dental Practice	2019	0.307
Indian Journal of Public Health Research & Development	2019	0.305
Drug safety	2018	1.601
International Journal of Gynecology and Obstetrics	2018	0.872
Journal of Indian Academy of Oral Medicine and Radiology	2018	0.686
Journal of Cancer Research and Therapeutics	2018	0.461
Journal of Oral Biology and Craniofacial Research	2018	0.444
Stem Cells International	2017	1.206
Journal of Indian Academy of Oral Medicine and Radiology	2017	0.686
Saudi Journal of Anaesthesia	2017	0.454
Wspolczesna Onkologia	2017	0.447
Journal of Cancer Research and Therapeutics	2017	0.4
Cardiology Research and Practice	2016	1.133
Chemico-Biological Interactions	2016	1.005
Interdisciplinary Perspectives on Infectious Diseases	2016	0.790
Journal of Forensic and Legal Medicine	2016	0.702
Journal of Clinical Neuroscience	2016	0.671
Journal of Conservative Dentistry	2016	0.618
Infectious Disorders - Drug Targets	2016	0.562
Journal of biological regulators and homeostatic agents	2016	0.496
Journal of Indian Academy of Forensic Medicine	2016	0.451

## 5.4 WOS Journals Quality Metrics

The premier journals listed in the table shows the worthiness of the Journal publications in PIMS University, where the journal rankings are based on the parameters in WOS database.

### 5.4.1 Leading Journals by Impact Factor IF (WOS)

Journal Title	Year	IF
Scientific Reports	2022	4.379
Digital Health	2022	3.495
Neurourology and Urodynamics	2022	2.696
BMJ Open	2022	2.692
The Lancet Psychiatry	2021	27.083
BMJ Global Health	2021	5.558
Scientific Reports	2021	4.379
Frontiers in Public Health	2021	3.709
Acta Obstetricia et Gynecologica Scandinavica	2021	3.636
Administration and Policy in Mental Health and Mental Health	2021	2.847



Journal Title	Year	IF
Services Research		
Physiotherapy Theory and Practice	2021	2.279
Journal of aging and physical activity	2021	1.763
The Lancet Psychiatry	2020	16.209
American Journal of Gastroenterology	2020	10.171
Social Science and Medicine	2020	3.616
Social Psychiatry and Psychiatric Epidemiology	2020	3.335
Frontiers in Psychiatry	2020	2.849
Asian Journal of Psychiatry	2020	2.529
BMC Health Services Research	2020	1.987
Journal of Maxillofacial and Oral Surgery	2020	1.895
Asia Pacific Viewpoint	2020	1.211
Planta Medica	2019	2.687
Journal of Cancer Research and Therapeutics	2019	1.392
European Psychiatry	2018	4.464
Drug safety	2018	3.526
International Journal of Gynecology and Obstetrics	2018	2.216
Journal of Cancer Research and Therapeutics	2018	1.326
Stem Cells International	2017	3.902
Journal of Cancer Research and Therapeutics	2017	1.392
Saudi Journal of Anaesthesia	2017	1.07
Chemico-Biological Interactions	2016	2.967
Journal of Clinical Neuroscience	2016	1.253

#### 5.4.2 Leading Journals by Immediacy Index (WOS)

Journal Title	Year	II
Scientific Reports	2022	0.679
Indian Journal of Thoracic and Cardiovascular Surgery	2022	0.13
The Lancet Psychiatry	2021	1.98
Frontiers in Public Health	2021	0.927
Scientific Reports	2021	0.783
Administration and Policy in Mental Health and Mental Health Services Research	2021	0.76
Physiotherapy Theory and Practice	2021	0.58
Acta Obstetrica et Gynecologica Scandinavica	2021	0.53
Journal of aging and physical activity	2021	0.33
International Journal of Diabetes in Developing Countries	2021	0.09
The Lancet Psychiatry	2020	1.98





Journal Title	Year	II
American Journal of Gastroenterology	2020	1.68
Journal of Head & Neck Physicians and Surgeons	2020	1.049
Social Psychiatry and Psychiatric Epidemiology	2020	0.6
Social Science and Medicine	2020	0.53
BMC Health Services Research	2020	0.19
Asia Pacific Viewpoint	2020	0.11
Planta Medica	2019	0.33
Annals of Indian Academy of Neurology	2019	0.05
Journal of Cancer Research and Therapeutics	2019	0.05
European Psychiatry	2018	0.86
Drug safety	2018	0.58
International Journal of Gynecology and Obstetrics	2018	0.43
Journal of Cancer Research and Therapeutics	2018	0.05
Stem Cells International	2017	0.28
Oral Radiology	2017	0.083
Journal of Cancer Research and Therapeutics	2017	0.05
Wspolczesna Onkologia	2017	0.009
Chemico-Biological Interactions	2016	0.684
Journal of Clinical Neuroscience	2016	0.217
Medicine, Science and the Law	2016	0.195
Journal of Forensic and Legal Medicine	2016	0.14

#### 5.4.3 Leading Journals by Cited Half-Life (WOS)

Journal Title	Year	CHL
Indian Journal of Thoracic and Cardiovascular Surgery	2022	3.8
Journal of Family Medicine and Primary Care	2022	2.7
Acta Obstetrica et Gynecologica Scandinavica	2021	8.5
Journal of aging and physical activity	2021	7.2
Administration and Policy in Mental Health and Mental Health Services Research	2021	4.6
International Journal of Diabetes in Developing Countries	2021	4.6
Journal of Family Medicine and Primary Care	2021	2.7
Social Science and Medicine	2020	9.2
American Journal of Gastroenterology	2020	8.1
Social Psychiatry and Psychiatric Epidemiology	2020	7.8
Asia Pacific Viewpoint	2020	5.9
BMC Health Services Research	2020	4.5
Asian Journal of Psychiatry	2020	2.7



Journal Title	Year	CHL
Journal of Cancer Research and Therapeutics	2019	3.9
Annals of Indian Academy of Neurology	2019	3.6
Drug safety	2018	7.7
International Journal of Gynecology and Obstetrics	2018	7.4
European Psychiatry	2018	6.9
Journal of Cancer Research and Therapeutics	2018	3.9
Wspolczesna Onkologia	2017	5.3
Journal of Cancer Research and Therapeutics	2017	3.9
Stem Cells International	2017	2.5
Medicine, Science and the Law	2016	10
Chemico-Biological Interactions	2016	6.1
Journal of Clinical Neuroscience	2016	4.4
Journal of Forensic and Legal Medicine	2016	3.6



# SECTION 6

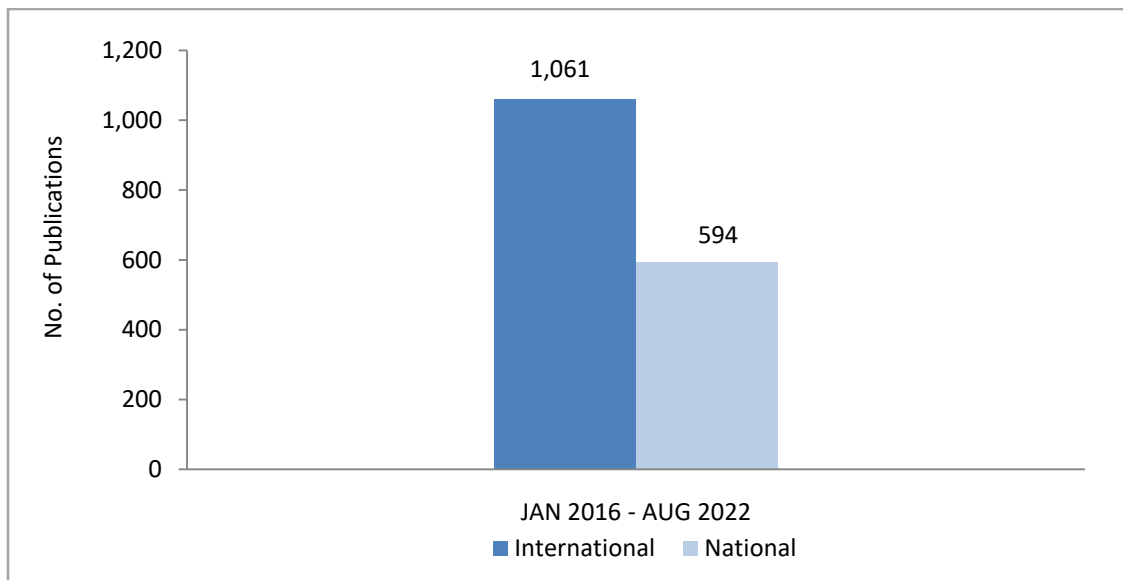
---

Publication Analysis - International Vs National Journal Publications

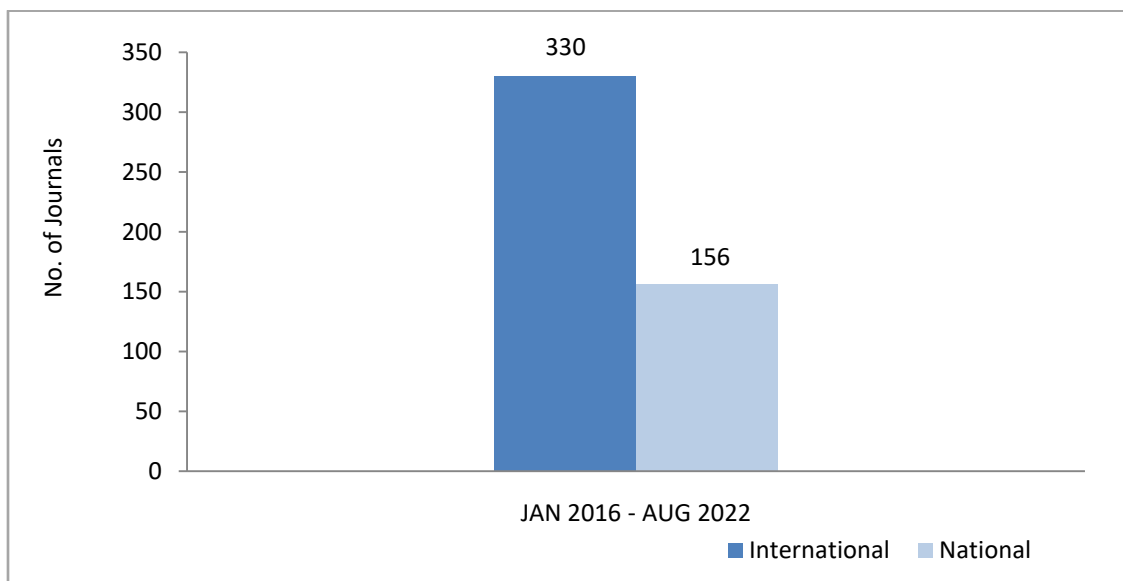
*(Jan 2016-Aug 2022)*

## 6. Publication Analysis - International Vs National

### 6.1 International Vs National in Journal Publications

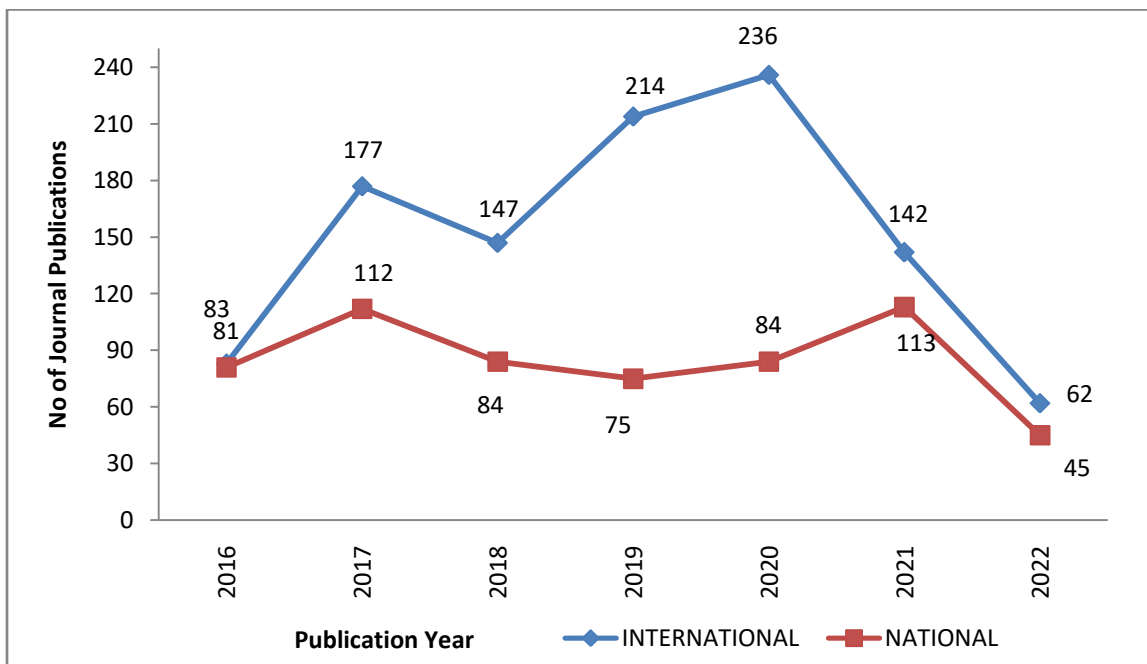


### 6.2 International Vs National in Journals



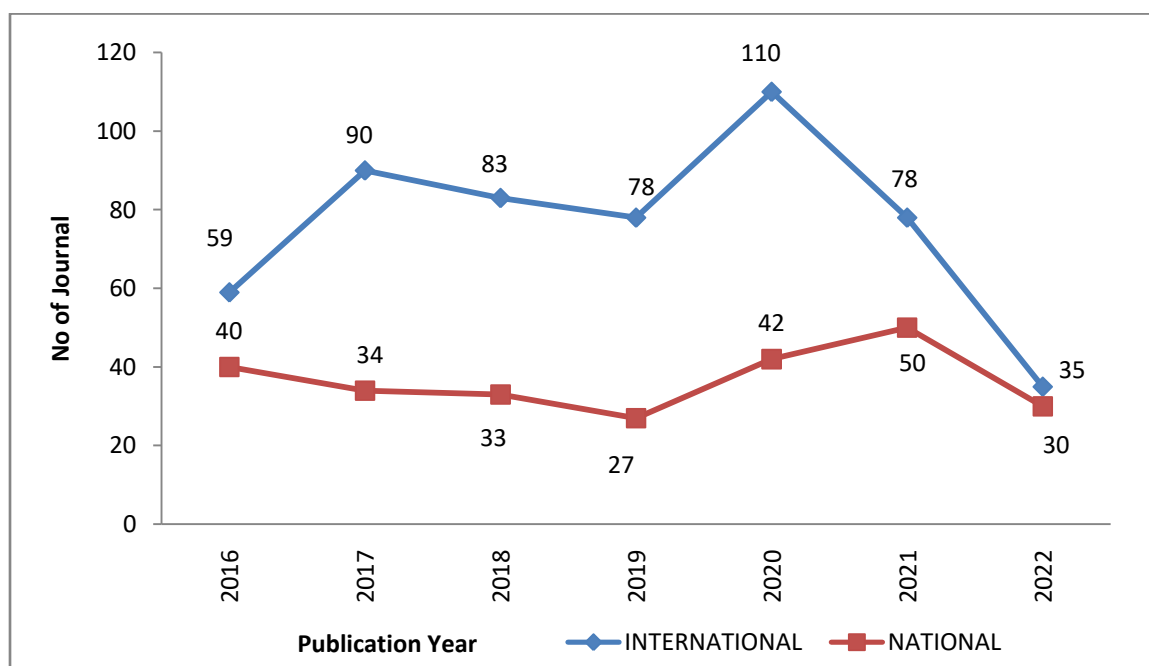
### 6.3 International Vs National Journal Publications across Years

The below chart shows International Vs National publications for the year JAN 2016 – AUG 2022



### 6.4 International Vs National Journals across Years

The below chart shows International Vs National journals for the year JAN 2016 – AUG 2022





# SECTION 7

---

## h-Index Analysis



## 7. h-index Analysis

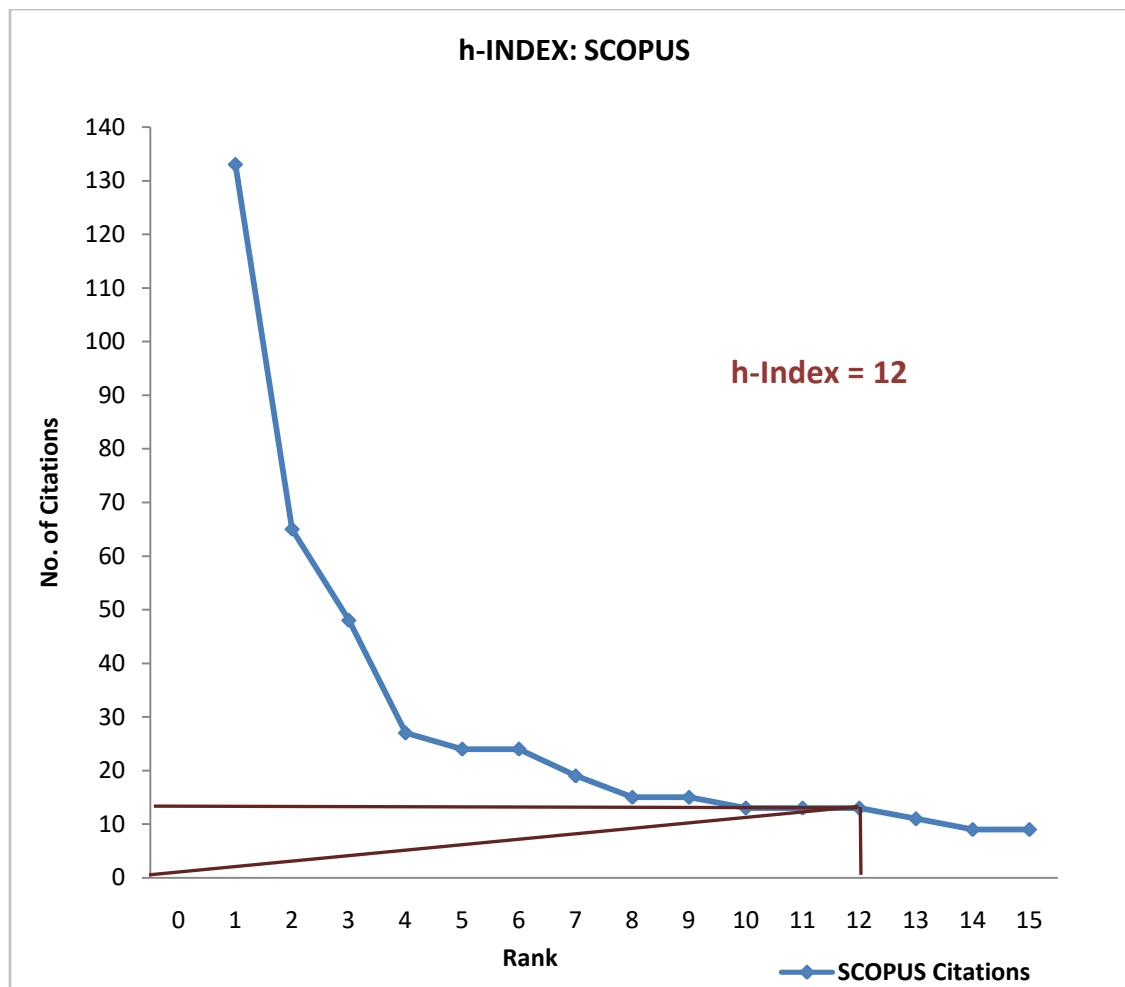
Graphical representation below shows the JAN 2016 - AUG 2022 year h-index value (as computed by SCOPUS, WOS AND GOOGLE SCHOLAR databases) for the PIMS University's Journal publications.

Databases	No of Publications	No of Citations	h-index
SCOPUS	288	678	12
WOS	142	466	11
GOOGLE SCHOLAR	1,064	2,493	19



## 7.1 University h-index (Scopus)

The graph below represents the Rank (no. of publications) in X-axis and the no. of citations in Y-axis for the period of JAN 2016 – AUG 2022 in SCOPUS (based on this graph h-Index is calculated).



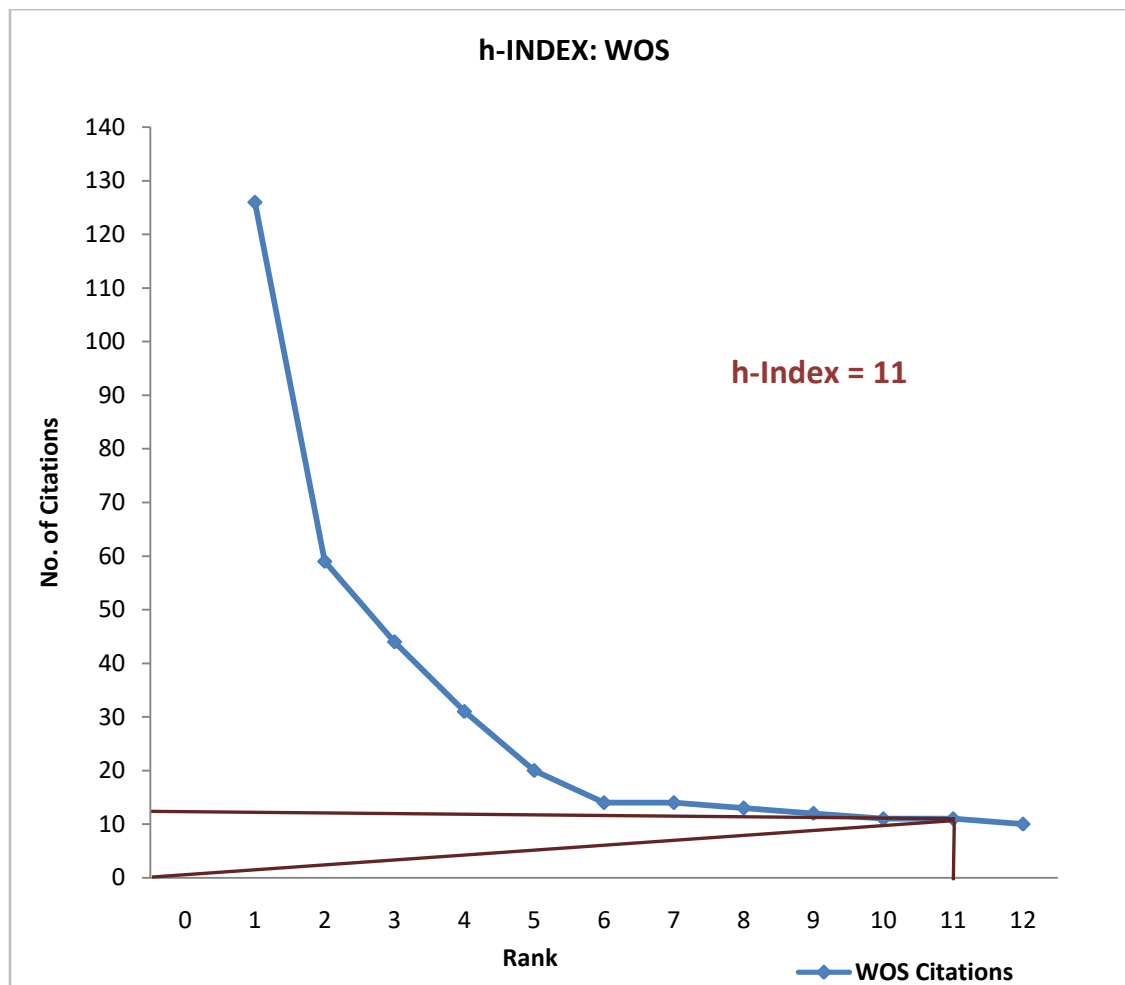
**Note:** No. of Publications for Scopus is 288 with a total number of 678 Citations.

The Citations & h-Index of the Journal publications across each year from SCOPUS database are presented separately (File Name: 'Citation & h-index - PIMS University (Jan 2016- Aug 2022)\_v2.xlsx'), which cover all the cited publications affiliated to Pravara Institute of Medical Sciences (PIMS) university.



## 7.2 University h-index (WOS)

The graph below represents the Rank (no. of publications) in X-axis and the no. of citations in Y-axis for the period of JAN 2016 – AUG 2022 in WOS (based on this graph h-Index is calculated).

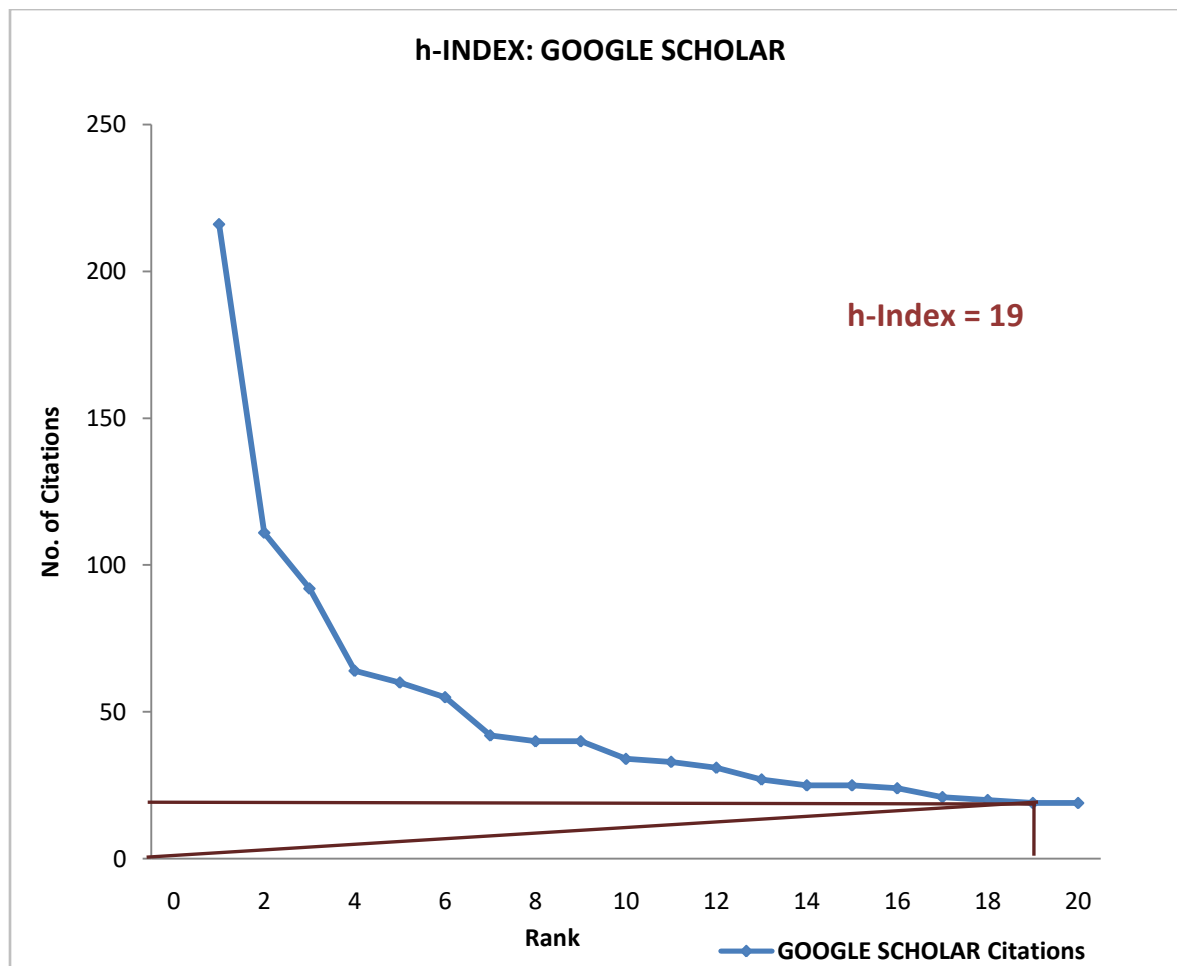


**Note:** No. of Publications for WOS is 142 with a total number of 466 Citations.

The Citations & h-Index of the Journal publications across each year from WOS database are presented separately (File Name: 'Citation & h-index - PIMS University (Jan 2016- Aug 2022)\_v2.xlsx'), which cover all the cited publications affiliated to Pravara Institute of Medical Sciences (PIMS) university.

### 7.3 University h-index (Google Scholar)

The graph below represents the Rank (no. of publications) in X-axis and the no. of citations in Y-axis for the period of JAN 2016 – AUG 2022 in GOOGLE SCHOLAR (based on this graph h-Index is calculated).



**Note:** No. of Publications for Google Scholar is 1,064 with a total number of 2,493 Citations.

The Citations & h-Index of the Journal publications across each year from GOOGLE SCHOLAR database are presented separately (File Name: 'Citation & h-index - PIMS University (Jan 2016- Aug 2022\_v2).xlsx'), which cover all the cited publications affiliated to Pravara Institute of Medical Sciences (PIMS) university.



## 7.4 Scopus h-index: Individual Faculty-wise - Assessment period (JAN 2016 - AUG 2022)

The table below shows the h-Index from Scopus database for individual faculties of PIMS University. Among the faculties of PIMS University, the below listed **102** faculties have publications that are indexed in Scopus database within the assessment period (i.e. JAN 2016 - AUG 2022). All other faculties do not have publications that are indexed in Scopus within the assessment period.

- Author listed in S. No. 1 : h-Index value is 5
- Author listed in S. No.2-3 : h-Index value is 3
- Author listed in S. No.4-11 : h-Index value is 2
- Author listed in S. No. 12-48 : h-Index value is 1
- Author listed in S. No. 49-102 : h-Index value is 0

S. No.	Author Name	Total Number of Publications	Total Number of Citations (Scopus)	h-Index
1	Shidhaye R.R.	21	189	5
2	Sachdeva Shivani V	19	80	3
3	Farooqui J.M.	7	22	3
4	Latti R.G.	3	27	2
5	Deorukhkar S.C.	3	16	2
6	Rajvir Bhalwar	4	12	2
7	Baviskar M.P.	4	9	2
8	Mani Shubhangi Ameet	16	8	2
9	Jain V.S.	5	8	2
10	Badhe V. K. (Mrs)	3	7	2
11	Jain S.M.	2	6	2
12	Karle R.R.	3	15	1
13	Munde Anita Dnyanoba	3	15	1
14	Sonali Das	1	14	1
15	Bhandari A.J.	3	8	1
16	Mahajan K.S.	1	8	1
17	Pendyala Gowri	5	7	1
18	Joshi Sourabh Ramesh	4	7	1
19	Mhaske Rashimi Keshav	1	7	1
20	Mani Ameet Madan	13	5	1
21	Waghmare C.M.	6	5	1
22	Bhalerao D.S.	2	5	1



S. No.	Author Name	Total Number of Publications	Total Number of Citations (Scopus)	h-Index
23	Roushani S.B.	2	5	1
24	Kulkarni V.L.	1	5	1
25	Mishra Sumeet Rabindranath	1	5	1
26	Bangal V. B.	4	4	1
27	Thete Sanjay Gangadhar	2	4	1
28	Saluja Harish	11	3	1
29	Biradar Basawaraj	1	3	1
30	Gunnal S. A.	1	3	1
31	Anarthe Raju Yadhv	4	2	1
32	Kharde A.L.	4	2	1
33	Phalke V.D.	3	2	1
34	Rama Krishna Sanjeev	3	2	1
35	Shrikhande Sheila Dhananjay	2	2	1
36	Javdekar S.S.	1	2	1
37	Mote Nilesh Ramhari	1	2	1
38	Nigwekar P. V.	1	2	1
39	Phalke D.B.	1	2	1
40	Swami N. R.	1	2	1
41	Shetti A.N.	7	1	1
42	Madanshetty Pallavi Basavaraj	4	1	1
43	Jadhav J.P.	3	1	1
44	Mopagar Vidyasagar	3	1	1
45	Padmawar Neeta Surendra	2	1	1
46	T. Sivabalan	1	1	1
47	Thakur P.K.	1	1	1
48	Yadkikar S. V.	1	1	1
49	Mustilwar Rachita Govind	5	0	0
50	Kale Preeti Prakash	3	0	0
51	Kunkulol R.R.	3	0	0
52	Palekar Aparna Umesh	3	0	0
53	Palekar Umesh Gopal	3	0	0
54	Raghvendra H L	3	0	0
55	Aashirwad Ajit Mahajan	2	0	0
56	Baheti T.C.	2	0	0
57	Bora B. D.	2	0	0
58	Dadhich Anuj Shailendra	2	0	0
59	Poyekar S.S.	2	0	0



S. No.	Author Name	Total Number of Publications	Total Number of Citations (Scopus)	h-Index
60	Pulate V.S.	2	0	0
61	S.D. Tilekar	2	0	0
62	Vadvadgi Vinay H	2	0	0
63	Viragi Prashant Shrikant	2	0	0
64	Aditi Pramod Khot	1	0	0
65	Agrawal Anchala Gaurav	1	0	0
66	Badhe K. P.	1	0	0
67	Bangal S.V.	1	0	0
68	Bhalerao A. D.	1	0	0
69	Buktar S.B.	1	0	0
70	Dandekar K.N.	1	0	0
71	Deepali Nivrutti Hande	1	0	0
72	Deo B.A.	1	0	0
73	Desai A.R.	1	0	0
74	Deshpande Yogita Dnyaneshwar	1	0	0
75	Karpe N.S.	1	0	0
76	Kolhe S.K.	1	0	0
77	Komal Dattatray Thorat	1	0	0
78	Kulkarni D. S.	1	0	0
79	Lingaraj Harihar	1	0	0
80	Mahajan S.N.	1	0	0
81	Mishra Sunil Surendraprasad	1	0	0
82	Mokal S. J.	1	0	0
83	Nara Asha Shanhuling	1	0	0
84	Narwane S.P.	1	0	0
85	Newaskar Prabha Suneel	1	0	0
86	Nigwekar S.P.	1	0	0
87	Nupoor Sanjeev Kulkarni	1	0	0
88	Patil Rahul Bhagwat	1	0	0
89	Pawar H. J.	1	0	0
90	Pawar M.N.	1	0	0
91	Rajhans V. V.	1	0	0
92	Rathod Nakul Bharat	1	0	0
93	S.N. Thitame	1	0	0
94	Sachdev Y.P.	1	0	0
95	Sarnot Mahavir Sanjay	1	0	0
96	Shah Seemit Vinod	1	0	0
97	Singh M.K.	1	0	0



S. No.	Author Name	Total Number of Publications	Total Number of Citations (Scopus)	h-Index
98	Sonkar Tanu Priya	1	0	0
99	Tambe S.N.	1	0	0
100	Toshniwal Nandlal Girijalal	1	0	0
101	Vikhe B.B.	1	0	0
102	Zende Nilanjana Sambhaji	1	0	0

**Note:** The Citations & h-Index of the individual faculties during the assessment year JAN 2016 - AUG 2022 from Scopus database are presented separately (File Name: 'Scopus h-Index - Individual Faculties (Jan 2016- Aug 2022)\_v2.xlsx').



# SECTION 8

---

Factor Index

*(JAN 2016 - AUG 2022)*



## 8. Factor Index

### 8.1 Publication Summary (JAN 2016 - AUG 2022)

Publication Year	PUBLICATIONS		JOURNALS	
	Scopus Indexed Journals	International Journal Publications Other than Scopus Indexed	Scopus Indexed Journals	International Journals Other than Scopus Indexed
2016	43	74	23	50
2017	47	168	22	83
2018	34	140	15	78
2019	27	202	17	70
2020	57	207	34	94
2021	51	122	32	62
2022	28	48	22	26

Publication Year	Indexed Journals	International Journal Publications	National, State, Local Journal Publications
2016	96	83	81
2017	95	177	112
2018	79	147	84
2019	76	214	75
2020	106	236	84
2021	103	142	113
2022	65	62	45

### 8.2 Research Focus-Publication – Scopus/PubMed Indexed (JAN 2016 – AUG 2022)

Publication Year	Scopus Indexed	PubMed Indexed	Indexed in both Scopus & PubMed
2016	43	20	14
2017	47	25	16
2018	34	16	10
2019	28	14	12
2020	57	32	23
2021	51	33	24
2022	28	21	14
<b>TOTAL</b>	<b>288</b>	<b>161</b>	<b>113</b>





### 8.3 Year Wise Research Focus-Publications with Impact Factor (JAN 2016 - AUG 2022)

Publication Year	Scopus Indexed Publications (SNIP)					TOTAL
	Nil	If<0.5	0.5≥if<1	1≥if<5	If≥5	
2016	5	23	10	5	0	43
2017	8	22	13	4	0	47
2018	0	20	10	4	0	34
2019	3	14	10	1	0	28
2020	3	31	13	9	1	57
2021	3	28	11	8	1	51
2022	4	8	7	7	2	28
<b>TOTAL</b>	<b>26</b>	<b>146</b>	<b>74</b>	<b>38</b>	<b>4</b>	<b>288</b>

Publication Year	WOS(IF) Indexed Publications					TOTAL
	Nil	If<1	1≥if<2	2≥if<5	If≥5	
2016	11	6	1	1	0	19
2017	0	7	4	1	0	12
2018	2	0	1	3	0	6
2019	2	1	1	1	0	5
2020	10	0	3	4	2	19
2021	10	37	1	5	2	55
2022	8	13	0	5	0	26
<b>TOTAL</b>	<b>43</b>	<b>64</b>	<b>11</b>	<b>20</b>	<b>4</b>	<b>142</b>



# SECTION 9

---

Combined Metric

*(JAN 2016 – AUG 2022)*



## 9. Combined Metric

### 9.1 Combined Metric for Publications (PU) - [2.a]

Assessment Metric for publications is as follows:

**PU = 45× Percentile parameter (expressed as a fraction) on the basis of (P/F)**

**P** is the number of publications = Weighted average of numbers given by Scopus, Web of Science, Google Scholar over the previous three years (2019, 2020 & 2021).

**P = 0.3PW + 0.5PS + 0.1PG+0.1PI**

Here,

**PW:** Number of publications reported in Web of Science.

**PS:** Number of publications reported in Scopus.

**PG:** Number of publications reported in Google Scholar.

**F:** Number of regular faculty members as used in Item 1.

Description	WOS (PW)	SCOPUS (PS)	Scholar (PG)
No. of Publications	142	288	1,064

➤ F=290 (Number of Regular Faculty in PIMS University, as given in the input)

F value is calculated from the faculty list of all the constituent institutions of PIMS University.



➤  **$P = 0.3PW + 0.5PS + 0.1PG$**

➤  $P = 0.3 \times 142 + 0.5 \times 288 + 0.1 \times 1064$

$P = 42.6 + 144 + 106.4$

**$P = 293$**

➤  **$PU = 45 \times$  Percentile parameter (expressed as a fraction) on the basis of (P/F)**

$PU = 45 \times (293/290)$

**$PU = 45.46$**

## 9.2 Combined Metric for Citations (CI) - [2.b]

Assessment Metric for citations is as follows:

**CI = [45 × Percentile parameter (expressed as a fraction) on the basis of (CC/P) for Category A × Percentile parameter on the basis of P]**

Here,

**CC** is Total Citation Count

**P** is total number of publications over this period as computed for 2a.

CC is computed as follows

**$CC = (0.3 CCW + 0.5 CCS + 0.1 CCG + 0.1 CCI)$**

Here,

**CCW:** Total Number of Citations reported in Web of Science.

**CCS:** Total Number of Citations reported in Scopus.

**CCG:** Number of Citations reported in Google Scholar.

$\{CI = 45 \times (CC/F)\}$



Description	WOS (CCW)	SCOPUS (CCS)	Scholar (CCG)
No. of Citations	466	678	2,493

- F=290 (Number of Regular Faculty in PIMS University, as given in the input)

F value is calculated from the faculty list of all the constituent institutions of PIMS University.

- **CC = (0.3 CCW + 0.5 CCS + 0.1 CCG)**

$$CC = (0.3 \times 466 + 0.5 \times 678 + 0.1 \times 2493)$$

$$CC = 139.8 + 339 + 249.3$$

$$\mathbf{CC = 728.1}$$

- {CI = 45 × (CC/F)}

$$CI = 45 \times (728.1 / 290)$$

$$\mathbf{CI = 112.98}$$



# SECTION 10

---

Top 30 Journal Publications



## 10. Top 30 Publications

The top 30 publications of PIMS are identified based on the following factors,

- Publications with good number of citations
- Publications with good number of journal quality metrics (such as SNIP, SJR, Impact Factor etc)
- Publications that are indexed in “Three” or more databases

1. COVID-19 mental health impact and responses in low-income and middle-income countries: reimagining global mental health | 2021 | Kola L., Kohrt B.A., Hanlon C., Naslund J.A., Sikander S., Balaji M., Benjet C., Cheung E.Y.L., Eaton J., Gonsalves P., Hailemariam M., Luitel N.P., Machado D.B., Misganaw E., Omigbodun O., Roberts T., Salisbury T.T., Shidhaye R., Sunkel C., Ugo V., van Rensburg A.J., Gureje O., Pathare S., Saxena S., Thornicroft G., Patel V. | Psychiatry | Rural Medical College
2. Dental-derived stem cells and their secretome and interactions with Bioscaffolds/Biomaterials in regenerative medicine: From the in vitro research to translational applications | 2017 | Ballini Andrea, Boccaccio Antonio, Saini Rajiv, Van Pham Phuc, Tatullo Marco | Periodontology | Rural Dental College
3. The prevalence of squamous cell carcinoma in different sites of oral cavity at our Rural Health Care Centre in Loni, Maharashtra - A retrospective 10-year study | 2017 | Tandon P., Dadhich A., Saluja H., Bawane S., Sachdeva S. | Oral & Maxillofacial surgery | Rural Dental College
4. Prevalence, impact, and management of depression and anxiety in patients with HIV: a review | 2016 | Suprakash Chaudhury, Ajay Kumar Bakhla, Rajiv Saini | Psychiatry | Rural Medical College
5. Evaluation of relationship between dental caries, diabetes mellitus and oral microbiota in diabetics | 2018 | Latti Bhagyashri Ramachandra, Kalburge Jitendra V, Birajdar Sanjeev Bhimashankar, Latti Ramachandra Girimallappa | Oral pathology & Microbiology | Rural Dental College
6. Evaluation of the efficacy of platelet-rich plasma and platelet-rich fibrin in alveolar defects after removal of impacted bilateral mandibular third molars | 2016 | Doiphode A.M., Hegde P., Mahindra U., Kumar S.M.S., Tenglikar P.D., Tripathi V. | Oral & Maxillofacial surgery | Rural Dental College
7. Angular cheilitis: A clinical and microbial study | 2017 | Oza Nirima, Doshi Jitendra J | Oral pathology & Microbiology | Rural Dental College
8. Lack of experience is a main cause of maternal death in placenta accreta spectrum patients | 2021 | Nieto-Calvache A.J., Palacios-Jaraquemada J.M., Osanan G., Cortes-Charry R., Aryananda R.A., Bangal V.B., Slaoui A., Abbas A.M., Akaba G.O., Joshua Z.N., Vergara Galliadi L.M., Nieto-



Calvache A.S., SanÑn-Blair J.E., Burgos-Luna J.M., Bryon A.M., Javier Burbano E., LÃ³pez J., Carvajal J.A., Pablo Benavides-Calvache J., Escobar M.F., Echavarría M.P., Cervantes A., Rozo-Rangel A.P., AcuÃ±a-Osorio E., Camargo-Zambrano K., Cano Del Carpio A., Hidalgo A., Rebolledo S., Barrera T., Recinos Ã²., LÃ³pez P., Arriaga W., Caicedo C., SÃ¡nchez C.G., PeÃ±aranda C., Romero E., IvÃ¡n Ortiz E., Rivera E.P., Guevara RÃ³s E., Corrales F., Rojas-Vallet G.N., Figueroa H., Vargas I., Benavides J., Ramirez-Perez N., Delgado-Florez J., de la Luz BermÃ³dez-Rojas M., Matera L., Mojica-Palacios L.M., Aguilera R., RamÃ³rez Saavedra M.E., Herrera N., Basanta N., MuÃ±oz O., Contreras S., Mereci W., Gonzalez F., Lakhdar A., Baydada A., Zerai N., Kharbach A., Talib S., the Latin American group for the study of placenta accreta spectrum | Obstetrics & Gynecology | Rural Medical College

9. Proliferative verrucous leukoplakia: An update | 2016 | Munde A., Karle R. | Oral Medicine | Rural Dental College
10. Depression and anxiety following coronary artery bypass graft: Current indian scenario | 2016 | Chaudhury S., Saini R., Bakhla A.K., Singh J. | Psychiatry | Rural Medical College
11. Validation of hindi version of Edinburgh postnatal depression scale as a screening tool for antenatal depression | 2020 | Joshi U., Lyngdoh T., Shidhaye R. | Psychiatry | Rural Medical College
12. A mental health training program for community health workers in India: impact on recognition of mental disorders, stigmatizing attitudes and confidence | 2017 | Hofmann-Broussard C, Armstrong G, Boschen M.J, Somasundaram K.V. | Community Medicine | Centre for Social Medicine
13. Medical Device-Associated Candida Infections in a Rural Tertiary Care Teaching Hospital of India | 2016 | Deorukhkar S.C., Saini S. | Microbiology | Rural Medical College
14. Is there a medicine for these tensions? Barriers to treatment-seeking for depressive symptoms in rural India: A qualitative study | 2020 | Roberts T., Shrivastava R., Koschorke M., Patel V., Shidhaye R., Rathod S.D. | Psychiatry | Rural Medical College
15. Comparative evaluation of effect of preoperative alprazolam and diclofenac potassium on the success of inferior alveolar, Vazirani-Akinosi, and Gow-Gates techniques for teeth with irreversible pulpitis: Randomized controlled trial | 2016 | Shetkar P., Jadhav G.R., Mittal P., Surapaneni S., Kalra D., Sakri M., Basavaprabhu A. | Conservative Dentistry & Endodontics | Rural Dental College
16. An Integrated Approach to Improve Maternal Mental Health and Well-Being During the COVID-19 Crisis | 2020 | Shidhaye R., Madhivanan P., Shidhaye P., Krupp K. | Psychiatry | Rural Medical College





17. Pleomorphic adenoma of a deep orbital ectopic lacrimal gland | 2016 | Misra S., Bhandari A., Misra N., Gogri P., Mahajan S. | Ophthalmology | Rural Medical College
18. Incidence of fatal snake bite in Loni, Maharashtra: An autopsy based retrospective study (2004-2014) | 2016 | Farooqui J.M., Mukherjee B.B., Manjhi S.N.M., Farooqui A.A.J., Datir S. | Forensic Medicine & Toxicology | Rural Medical College
19. Direct linear measurement of root dentin thickness and dentin volume changes with post space preparation: A cone-beam computed tomography study | 2018 | Shaikh Shoeb Yakub, Shaikh Safia Shoeb | Conservative Dentistry & Endodontics | Rural Dental College
20. Three-dimensional (3D) Printing applications in Healthcare sector in India | 2020 | Karandikar P.M., Tayade M.C., Kunkolol R. | Pharmacology | Rural Medical College
21. Clustering of breast cancer tumor using third order GLCM feature | 2016 | Gaike V., Mhaske R., Sonawane S., Akhter N., Deshmukh P.D. | Radiation Oncology | Rural Medical College
22. Health care use and treatment-seeking for depression symptoms in rural India: An exploratory cross-sectional analysis | 2020 | Roberts T., Shidhaye R., Patel V., Rathod S.D. | Psychiatry | Rural Medical College
23. Non-terrorist suicidal death by oral explosion: A rare case from India | 2016 | Farooqui J.M., Farooqui A.A.J., Mukherjee B.B., Manjhi S.N. | Forensic Medicine & Toxicology | Rural Medical College
24. Oral Cancer in Young vs Old Individuals: A Systematic Review | 2021 | Sarode G., Maniyar N., Sarode S.C., Choudhary N., Mehta V., Gopalakrishnan D., Yerwadekar S., Joshi S., Pendyala G., Patil S. | Pediatrics Dentistry | Rural Dental College
25. The association between social support through contacts with Accredited Social Health Activists (ASHAs) and antenatal anxiety among women in Mysore, India: a cross-sectional study | 2020 | Bhushan N.L., Krupp K., Jaykrishna P., Ravi K., Khan A., Shidhaye R., Kiplagat S., Srinivas V., Madhivanan P. | Psychiatry | Rural Medical College
26. Role of provisional fixation of fracture fragments by steinmann-pin and technical tips in proximal femoral nailing for intertrochanteric fracture | 2017 | Jain M.J., Mavani K.J., Patel D. | Orthopedics | Rural Medical College
27. A case of keratomycosis caused by fusarium solani at rural tertiary care center. | 2017 | Kulkarni Vishal Laxmikant, Kinikar Anagha Govind, Bhalerao Deepika Shivaji, Roushani, S | Microbiology | Rural Medical College
28. Echinocandin Susceptibility Profile of Fluconazole Resistant Candida Species Isolated from Blood Stream Infections | 2016 | Deorukhkar Sachin Chandrakant., Saini Santosh | Microbiology | Rural Medical College



29. Caries preventive effect of sodium fluoride varnish on deciduous dentition: A clinical trial | 2017  
| Patil Swapnil K, Fatangare Madhura, Jadhav Rutuj G, Shinde Gaurav R, Pawar Siddhi S,  
Kathariya Mitesh D | Pediatrics Dentistry | Rural Dental College
30. Influence of working conditions on job satisfaction in Indian anesthesiologists: a cross sectional  
survey | 2019 | R.V., MD, DA,, Divekar D.S., MD, DA, Gaurav Goel, MD, Shidhaye MD, MHS |  
Anesthesia and critical care | Rural Medical College

**Note:** The above listed top 30 publications of PIMS are also presented separately in MS Excel spreadsheet titled "*PIMS - Top 30 Publications (Jan 2016- Aug 2022\_v2).xlsx*".



# SECTION 11

---

Cumulative Impact Factor, Citation Index & Authorship Position

(JAN 2016 – AUG 2022)



## 11. Cumulative Impact Factor (CIF) & Citation Index (CI) - Individual (JAN 2016 – AUG 2022)

The Cumulative impact factor and Citation index for individual faculties are listed below for the period JAN 2016 - AUG 2022.

### 11.1 Cumulative Impact Factor (CIF) - Individual (JAN 2016 – AUG 2022)

The Cumulative Impact Factor is calculated based on the summation journal impact factor value in which the author has published articles.

For example, if an author has published three papers in Journal A that has impact factor 1.2. The same author has published another 1 paper in journal B that has impact factor 1.9. The same author has published another 2 papers in journal C that has impact factor 1.7. Then the cumulative impact factor (CIF) is  $3*1.2+1*1.9+2*1.7=8.9$ .

S. No	Author Name	Total No. of Publications	Cumulative Impact Factor (CIF)
1	Shidhaye R.R.	26	332.036
2	Deepali Nivrutti Hande	31	137.897
3	Kunkulol R.R.	33	107.29
4	R.M.Singaravelan	21	102.267
5	Bangal V. B.	36	78.487
6	Nupoor Sanjeev Kulkarni	20	75.968
7	Shetti A.N.	30	58.513
8	Sachdev Y.P.	16	51.791
9	Sambhaji Babasaheb Gunjal	11	51.155
10	Mani Shubhangi Ameet	42	49.243
11	Vishnu Vardhan	14	48.936
12	Kulkarni N.B.	11	45.189
13	Sachdeva Shivani V	55	44.673
14	Somani A.M.	9	41.014
15	Narwane S.P.	13	40.804
16	Jain V.S.	15	39.706
17	Pradeep N. Borkar	8	38.337
18	Bhavar T.D.	8	37.669
19	Shrikhande Sheila Dhananjay	17	36.973
20	Aashirwad Ajit Mahajan	14	32.896
21	Nigwekar S.P.	11	32.637
22	Mani Ameet Madan	33	31.91



S. No	Author Name	Total No. of Publications	Cumulative Impact Factor (CIF)
23	Kulkarni D. S.	10	31.611
24	Joshi Sourabh Ramesh	29	31.195
25	Pendyala Gowri	33	30.506
26	Sejal Subhash Shingavi	4	30.27
27	Waghmare C.M.	16	30.257
28	Bangal S.V.	18	29.592
29	Roushani S.B.	18	28.175
30	Latti R.G.	18	27.928
31	Toshniwal Nandlal Girijalal	18	27.206
32	Palekar Aparna Umesh	13	27.087
33	Ghorpade K. N.	5	26.8
34	Karle R.R.	15	25.016

Cumulative impact factor (CIF) value with 25 or more than 25 are considered as top CIF and listed above. CIF for all the faculties for the period (JAN 2016 – AUG 2022) are listed separately in the spreadsheet titled “*CIF CI & Authorship Position (Jan 2016- Aug 2022)\_v2.xlsx*”.

## 11.2 Overall Citation Index (CI) - Individual (JAN 2016 – AUG 2022)

The Citation index for individual faculty is calculated based on the summation of citations of all the publications of the corresponding faculty, where citation of an article is obtained from all four databases based on the priority of the citations value for the article.

For example, if an article published in the Scopus with two citations, and same article is published in PubMed with five citations, we have considered the citation value as two because of Scopus database. (Priority order is Scopus, WOS, Pubmed, and Google Scholar).

S. No.	Author Name	Total No. of Publications	Total No. of Citations (Citation Index-Overall)
1	Shidhaye R.R.	26	191
2	Sachdeva Shivani V	55	95
3	Bangal V. B.	36	52
4	Deepali Nivrutti Hande	31	43
5	Latti R.G.	18	33
6	Joshi Sourabh Ramesh	29	31
7	Pendyala Gowri	33	30
8	Saluja Harish	24	30
9	Gavhane S.P.	8	30



S. No.	Author Name	Total No. of Publications	Total No. of Citations (Citation Index-Overall)
10	Deorukhkar S.C.	17	28
11	Farooqui J.M.	10	27
12	Jorvekar G.J.	2	27
13	Dadhich Anuj Shailendra	8	26
14	Mani Shubhangi Ameet	42	24
15	Bhandari A.J.	16	23
16	Viragi Prashant Shrikant	5	20
17	Rajvir Bhalwar	7	20
18	Sonkar Tanu Priya	3	20
19	Shetti A.N.	30	18
20	Mani Ameet Madan	33	18
21	Borawake S.K.	5	17
22	Sambhaji Babasaheb Gunjal	11	16
23	Aashirwad Ajit Mahajan	14	16
24	Munde Anita Dnyanoba	14	16
25	Sonali Das	4	16
26	Kunkulol R.R.	33	15
27	Karle R.R.	15	15
28	Anarthe Raju Yadhv	13	15
29	Roushani S.B.	18	13
30	Phalke V.D.	13	13
31	Padmawar Neeta Surendra	12	13
32	Bangal S.V.	18	12
33	Gagare S.D.	6	12
34	Mopagar Viddyasagar	18	12
35	Phalke D.B.	6	12
36	Nupoor Sanjeev Kulkarni	20	11
37	Somani A.M.	9	11
38	Shrikhande Sheila Dhananjay	17	11
39	Baviskar M.P.	9	11
40	Galphade Amruta HIRAMAN	3	11
41	Mustilwar Rachita Govind	10	11
42	Kharde A.L.	14	10
43	Kamble M.G.	1	10



Citation index (CI) value with 10 or more than 10 are considered as top CI and listed above. CI for all the faculties for the period (JAN 2016 – AUG 2022) are listed separately in the spreadsheet titled “CIF CI & Authorship Position (Jan 2016- Aug 2022)\_v2.xlsx”.

### 11.3 Number of papers of individual faculty with first authorship position (JAN 2016 – AUG 2022)

Faculties with 10 or more than 10 number of publications are listed below in the table with corresponding authorship position.

S. No.	Author Names	First Authorship	Corresponding Author	Total
1	Sachdeva Shivani V	24	31	55
2	Mani Shubhangi Ameet	14	28	42
3	Bangal V. B.	23	13	36
4	Pendyala Gowri	17	16	33
5	Mani Ameet Madan	13	20	33
6	Kunkulol R.R.	8	25	33
7	Deepali Nivrutti Hande	1	30	31
8	Shetti A.N.	14	16	30
9	Joshi Sourabh Ramesh	11	18	29
10	Shidhaye R.R.	10	16	26
11	Saluja Harish	6	18	24
12	R.M.Singaravelan	10	11	21
13	Nupoor Sanjeev Kulkarni	3	17	20
14	Latti R.G.	1	17	18
15	Roushani S.B.	0	18	18
16	Bangal S.V.	7	11	18
17	Mopagar Vidyasagar	5	13	18
18	Toshniwal Nandlal Girijalal	10	8	18
19	Deorukhkar S.C.	12	5	17
20	Shrikhande Sheila Dhananjay	6	11	17
21	Bhandari A.J.	4	12	16
22	Waghmare C.M.	8	8	16
23	Sachdev Y.P.	2	14	16
24	Karle R.R.	0	15	15
25	Jain V.S.	6	9	15
26	Aashirwad Ajit Mahajan	3	11	14
27	Munde Anita Dnyanoba	6	8	14



S. No.	Author Names	First Authorship	Corresponding Author	Total
28	Kharde A.L.	4	10	14
29	Vadvadgi Vinay H	2	12	14
30	Vishnu Vardhan	1	13	14
31	Anarthe Raju Yadhv	2	11	13
32	Phalke V.D.	1	12	13
33	Palekar Aparna Umesh	3	10	13
34	Narwane S.P.	8	5	13
35	Padmawar Neeta Surendra	8	4	12
36	Bhalerao D.S.	0	12	12
37	Sambhaji Babasaheb Gunjal	2	9	11
38	Kulkarni N.B.	0	11	11
39	Nigwekar S.P.	5	6	11
40	Farooqui J.M.	4	6	10
41	Mustilwar Rachita Govind	0	10	10
42	Kale Preeti Prakash	4	6	10
43	Kulkarni D. S.	0	10	10
44	Palekar Umesh Gopal	5	5	10

Complete list of faculties with authorship position are presented separately in the spreadsheet “*CIF CI & Authorship Position (Jan 2016- Aug 2022)\_v2.xlsx*”.





## **11.4 Five best Publications with Impact Factor for each Faculty (JAN 2016 – AUG 2022)**

Best five publications for each faculty is identified based on the following process and listed separately in the spreadsheet titled “*Best Five Publications by Faculty (Jan 2016- Aug 2022)\_v2.xlsx*”.

The following sequence (priority order) is followed to identify five publications for each faculty,

- Publications with high number of Impact Factor
- Publications with high number of Citations
- Publications with high number of Journal Quality Metrics
- Faculties with less than five publications as well as without any Impact Factor, Citations and Journal Quality Metrics are also provided if the faculty do not have any other publication



# SECTION 12

---

Annexure



## Annexure

### Glossary of Terminologies

#### Citation Index (CI)

Citation is a process of citing or acknowledging publications. Citation Index represents the total number of citations that an article has received as on date.

#### h-Index (h-I)

The h-index is based on the distribution of citations received by a given researcher's publications. An index of 'h' for a University indicates that among the articles published by the University, 'h' articles has been cited by others at least 'h' times.

#### Impact Factor (IF)

Impact Factor is an index based on the frequency with which a journal's articles are cited in scientific publications. It is marker of journal quality.

IF for a given year (for e.g. 2008) is calculated as below:

A = Number of citations that a journal receives in 2008 for the articles it has published in 2006 & 2007

B = Number of articles published in the journal in 2006 & 2007

$$\text{IF for 2008} = A / B$$

#### Immediacy Index (II)

The immediacy index is calculated based on the papers published in a journal in a single calendar year.

II for a given year (for e.g. 2008) is calculated as follows:

A = the number of times articles published in 2005 were cited in indexed journals during 2005

B = the number of articles, reviews, proceedings or notes published in 2005

$$\text{II for 2008} = A/B$$



### **Cited Half Life (CHL)**

Cited half-life is a measurement used to estimate the impact of a journal. It is the number of years, going back from the current year, that account for 50% of the total citations received by the cited journal in the current year

ISI developed this calculation to provide an indicator as to the long term value of source items in a single journal publication

### **Source-Normalized Impact per Paper (SNIP)**

SNIP measures contextual citation impact by weighting citations based on the total number of citations in given subject field

### **SCImago Journal (SJR)**

SJR is a prestige metric based on the idea that 'all citations are not created equal'. With SJR, the subject field, quality and reputation of the journal have a direct impact on the value of a citation. This means that a citation from a source with a relatively high SJR is worth more than a citation from a source with a lower SJR

### **Combined Metric for Publications (PU)**

$PU = 45 \times \text{Percentile parameter (expressed as a fraction) on the basis of (P/F)}$

$$P = 0.3PW + 0.5PS + 0.1PG$$

PW: Number of publications reported in Web of Science.

PS: Number of publications reported in Scopus.

PG: Number of publications reported in Google Scholar.

F: is the number of regular faculty members as used in Item 1.

### **Combined Metric for Citations (CI)**

$CI = [45 \times \text{Percentile parameter (expressed as a fraction) on the basis of (CC/P) for Category A} \times \text{Percentile parameter on the basis of P}]$

$$\{CI = 45 \times (CC/F)\}$$

$$CC = (0.3 CCW + 0.5 CCS + 0.1 CCG)$$

CCW: Total Number of Citations reported in Web of Science.

CCS: Total Number of Citations reported in Scopus.



CCG: Number of Citations reported in Google Scholar.

### List of Acronyms

CI	-	Citation Index
GS	-	Google Scholar
PM	-	PubMed
IF	-	Impact Factor
II	-	Immediacy Index
CHL	-	Cited Half-Life
SNIP	-	Source-Normalized Impact per Paper
SJR	-	SCImago Journal
PIMS	-	Pravara Institute of Medical Sciences